

---

**TO ALL COMMISSION MEMBERS, COOPERATING NON-MEMBERS AND  
PARTICIPATING TERRITORIES**

**Circular No.: 2017/19**

**Date: 15 March 2017**

**No. pages: 17**

**ANNOUNCING AVAILABILITY OF THIS YEARS ANNUAL REPORT PART 2  
REPORT ONLINE FACILITY**

Dear all,

I am please to advise that this year's online facility for Annual Report Part 2 is now live and available for all CCMs to use for completing and submitting their Annual Report Part 2 covering 2016 activities.

An updated quick guide for Annual Report Part 2 online report is attached, which incorporates changes recently implemented to the WCPFC IT network. CCMs will need to use similar CMR login details (username and password) provided in previous years, to log into this year's Annual Report Part 2 online interface.

As for previous years, the Annual Report Part 2 covering 2016 activities is due by **Saturday, July 1 2017**. In addition to Annual Report Part 2, there are a number of reporting requirements that are embedded in CMMs or other WCPFC decisions. The Secretariat has updated the *Suggested checklist for 2017 reporting requirements* to assist CCMs to quickly identify the reporting requirements in CMMs and other decisions. A copy of this document is available publicly on the website at <http://www.wcpfc.int/compliance-monitoring>.

The Secretariat will soon be posting copies of relevant supporting documentation for the dCMR on the secure site of the WCPFC website (<https://www.wcpfc.int/ccm>). The information on these pages will be updated from time to time. CCMs are advice to please regularly check your CCM portal for updated information. In addition, CCMs fish/did not fish report template has been sent to your relevant officials on March 6 2017, noting this report is also due by **Saturday, July 1 2017**.

Flag CCMs are encouraged to continue to use the online Compliance Case file system to submit reports on investigation up until the conclusion of the investigation. The Secretariat maintains a current list in the online Compliance Case file system of records of HSBI-related and other requests from a CCM to another CCM for flag investigations (Convention Article 25(2)) for which the Secretariat is informed. By way of update, the Secretariat, in close collaboration with SPC-OFP colleagues, continues to progress work to develop and update the Compliance Case file system

with alleged infringements reported by ROP observers. CCMs will be informed once we upload the 2016 alleged infringements reported by ROP observers into the case file system from the latest backup received from SPC-OFP. CCMs are asked to refer to the attached guide, Circular 2016/14 and Circular 2016/42 for guidance on how to access and provide updates.

Should you require further assistance with this year's annual reporting and compliance monitoring reporting, please contact the Compliance Manager (at email [Lara.Manarangi-Trott@wcpfc.int](mailto:Lara.Manarangi-Trott@wcpfc.int)) or the Assistant Compliance Manager 'Ana F. Taholo (at email [ana.taholo@wcpfc.int](mailto:ana.taholo@wcpfc.int)). To assist with our record keeping, we ask that CCMs cc correspondence to [contact.ar@wcpfc.int](mailto:contact.ar@wcpfc.int).

Yours sincerely,



Feleti Penitala Teo, OBE  
**EXECUTIVE DIRECTOR**

**ONLINE ANNUAL REPORT PART 2 (2016) – QUICK GUIDE**  
**v1.1 (updated March 2017)**

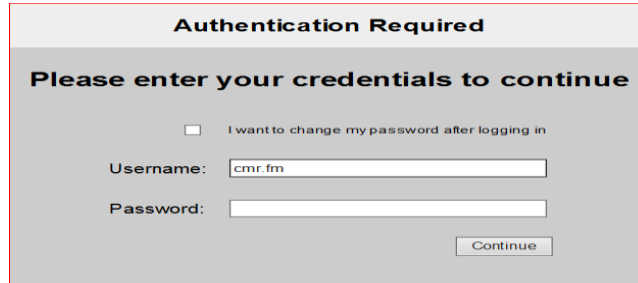
Table of Contents

Section 1 - Connecting Online.....	2
Section 2 Guide for completing Annual Reports Part 2 (2016).....	3
Section 3 Guide for completing MTU Audit Inspections.....	5
Section 4 Guide for completing Addressing CMR Issues .....	6
Section 5 Guide for completing Reporting Deadline Checklist .....	8
Section 6 Guide for Printing Annual Report Part 2 (2016).....	9
Section 7 Guide for accessing previous information for Annual Reports Part 2 or CMR .....	11
Section 8 Managing Compliance Cases Online .....	12

**Quick Guide for Annual Report Part 2 (2016) online facility**  
**March 2017**

## Section 1 - Connecting Online

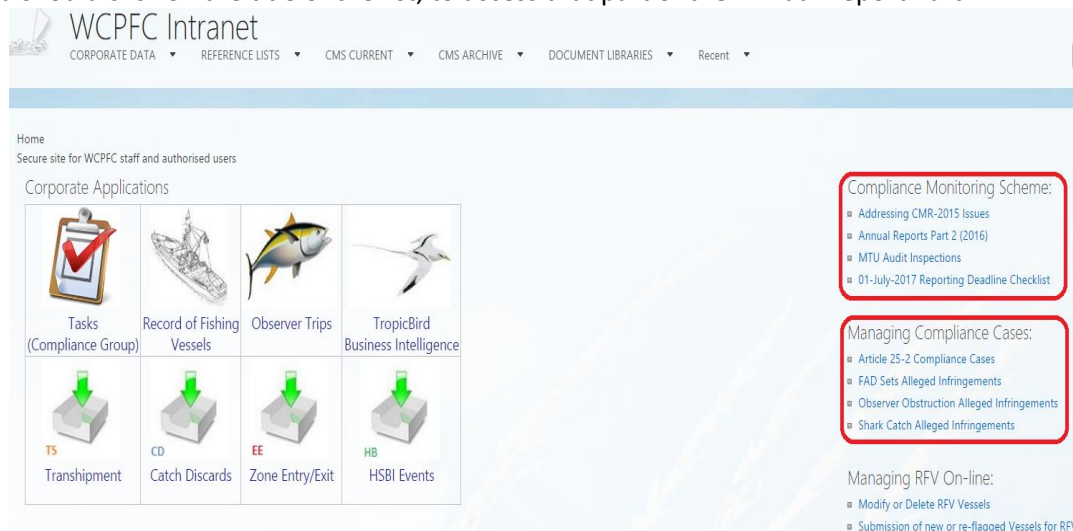
- Connection to the WCPFC is required and following these steps will do that:
  - Connect PC computer to the internet
  - Open your favorite browser such as Internet Explorer, Chrome, Safari or Firefox.
  - Enter <https://intra.wcpfc.int>
  - You will be asked to log on to the WCPFC “Application and Network Access Portal”. Please use your cmr login information (username and password to login), as shown below.



The image shows a login window titled "Authentication Required". Below the title is the instruction "Please enter your credentials to continue". There is a checkbox labeled "I want to change my password after logging in". Below this are two input fields: "Username:" with the text "cmr\_fm" and "Password:". At the bottom right is a "Continue" button.

- Successful login takes you to the **WCPFC Intranet Home Page**. On the right side of the screen, below the WCPFC logo, you will find the heading **Compliance Monitoring Scheme** (see red circle). There are five (5) lists/parts that makes up this year's Annual Report Part 2 online report:
  - Addressing CMR-2015 Issues
  - Annual Reports Part 2 (2016)
  - MTU Audit Inspections
  - 01-July-2017 Reporting Deadline Checklist
  - Managing Compliance Cases

You should click on the title of the list, to access that part of the Annual Report Part 2.



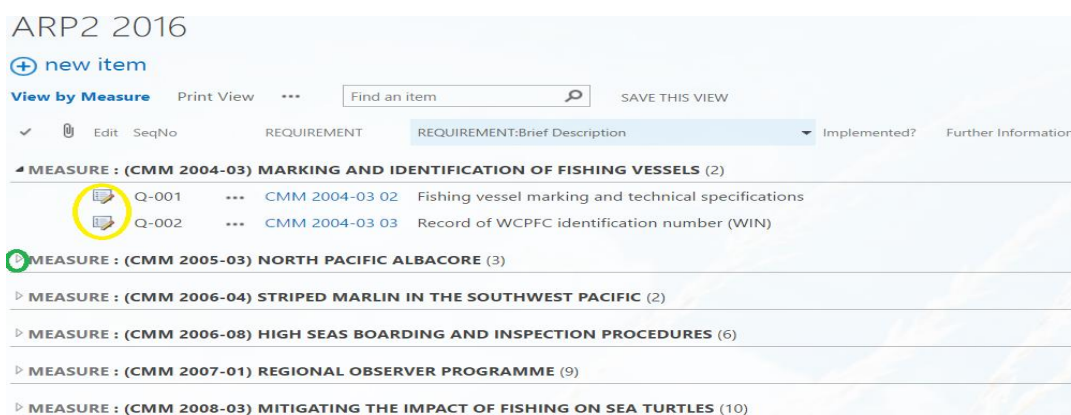
The image shows the WCPFC Intranet Home Page. The header includes the WCPFC logo and navigation links: CORPORATE DATA, REFERENCE LISTS, CMS CURRENT, CMS ARCHIVE, DOCUMENT LIBRARIES, and Recent. Below the header, there is a "Home" section with the text "Secure site for WCPFC staff and authorised users". The main content area is titled "Corporate Applications" and features a grid of icons representing different functions: Tasks (Compliance Group), Record of Fishing Vessels, Observer Trips, TropicBird Business Intelligence, Transshipment, Catch Discards, Zone Entry/Exit, and HSBI Events. On the right side, there are two red-bordered boxes. The top box is titled "Compliance Monitoring Scheme:" and lists: Addressing CMR-2015 Issues, Annual Reports Part 2 (2016), MTU Audit Inspections, and 01-July-2017 Reporting Deadline Checklist. The bottom box is titled "Managing Compliance Cases:" and lists: Article 25-2 Compliance Cases, FAD Sets Alleged Infringements, Observer Obstruction Alleged Infringements, and Shark Catch Alleged Infringements. At the bottom right, there is a section titled "Managing RFV On-line:" with links to "Modify or Delete RFV Vessels" and "Submission of new or re-flagged Vessels for RFV".

- Guidance for completing each of the five sections, printing and accessing 2017 reporting is provided on the next pages.

## Section 2 Guide for completing Annual Reports Part 2 (2016)

**Applicability:** ALL CCMs that are required to submit an Annual Report Part 2 to the Commission should complete this section.





- From the **WCPFC Intranet Home Page**, click on **Annual Reports Part 2 (2016)** link, it will take you to the *Annual Reports Part 2 (2016)* home page (screen shot below). Each of the “Measures” that is covered by this year’s Annual Report Part 2 are listed on this page.
- There are a number of questions under each CMM / Measure. Click on the **arrow sign** (see circle in green below) next to each CMM, this will expand the questions to be answered, below each CMM/ Measure heading. For example there are two questions for CMM 2004-03 Vessel and Gear Marking Conservation and Management Measure.



- To answer each question, click on the **Edit icon** (see yellow circle). This will take you to a screen that will enable you to your answer that particular question (such as the screen shot below).
- At the bottom of each question, the Secretariat has some provided “Notes and Suggested Guidelines” to assist CCMs with completing their report (see blue circle below).
- All the “**Implemented?**” questions (choice of “YES” “NO” N/A” in this list should be completed by ALL CCMs.

**Quick Guide for Annual Report Part 2 (2016) online facility**  
**March 2017**

ARP2 2016 - Q-001

EDIT		PAGE	
			
Commit	Clipboard	Actions	Spelling
Spelling			
CCM	Australia		
SeqNo	Q-001		
MEASURE	(CMM 2004-03) MARKING AND IDENTIFICATION OF FISHING VESSELS		
REQUIREMENT	CMM 2004-03 02 Paragraph(s) within CMM or other decision of the Commission which defines the requirement/obligation		
Implemented? *	<input type="radio"/> YES <input type="radio"/> NO <input type="radio"/> N/A Is this requirement fully implemented or not		
Further Information	<div></div>		
Notes and Suggested Guidelines <span style="border: 1px solid blue; border-radius: 50%; padding: 2px;">[CMR RY2016]</span> Any additional information / details regarding implementation of fishing vessel marking and technical specification requirements			
Created at 3/10/2017 12:32 PM by <input type="checkbox"/> Australia (CMR) Last modified at 3/10/2017 12:32 PM by <input type="checkbox"/> Sam Taufao			
		<input type="button" value="Save"/>	<input type="button" value="Cancel"/>

- Click on **Actions** then on **Attach File** at the top of the screen, to include a MSword, pdf or MS Excel document.
- Click on **Save** at the bottom of the screen, to save your answer for that question and takes you back to the Annual Report Part 2 (2016) home page.
- Note, the Secretariat has indicated those obligations that will be assessed in the CMS review process this year (2017) with a note [CMR RY2016] in the “Notes and Suggested Guideline” field (see blue circle in snip above)

**Quick Guide for Annual Report Part 2 (2016) online facility  
March 2017**

## Section 3 Guide for completing MTU Audit Inspections

**Applicability:** This list is relevant to CMM 2014-02 9a VMS SSPs 7.2.2 (Annual Report 2016 Q-105) and CMM 2014-02 9a VMS SSPs 7.2.4 (Annual Report 2016 Q-106). ALL CCMs that have answered “YES” to either of these questions should complete this section.

- From the **WCPFC Intranet Home Page**, click on **MTU Audit Inspections** link, it will take you to MTU Audit Inspections page shown below.
- Click on **Add new item** (circle in red below) to add details of MTU inspections undertaken

MTU Audit Inspections

**+ new item**

All Items By CCM By Year ... Find an item

✓	Edit	Vessel	Vessel WIN	MTU Type	Inspected By	Inspection Date	Summary Notes	Inspection Year
Count= 1852								
		VUI VUI II, WDE9678 [914121]	WDE9678	Faria - Watchdog, 750 W/TERM GWD013 [Iridium]	NOAA Office of Law Enforcement	2/23/2015	Unit is Operational	2015
		VUI VUI, WDD3432 [930207]	WDD3432	Faria - Watchdog, 750 W/TERM GWD013 [Iridium]	NOAA Office of Law Enforcement	2/23/2015	Unit is Operational	2015

- The below box will appear, and CCMs can complete the details in this box as applicable.

MTU Audit Inspections - New Item

EDIT

Commit Clipboard Actions Spelling

Vessel \* #4, [29779]

MTU Type \* 750VMS [Faria - Watchdog]

Inspected By \*

Inspection Date \*

Summary Notes \*

Save Cancel

Please note that with some web browsers, when you open the form the first two fields (Vessel and MTU Type) will already have default values (as per below). Please make sure that you change these default values to the appropriate values that you wish to record:

Edit

Save Cancel Paste Copy Attach File

Commit Clipboard Actions

Vessel \* #4, [29779]

MTU Type \* Anritsu, RSS405A [Inmarsat C]

- Click on **Actions** then on **Attach File** at the top of the screen, if you wish to include a MSword, pdf or MS Excel document.
- Click on **Save** to save your answer for that question and takes you back to the MTU Audit Inspections page.

## Section 4 Guide for completing Addressing CMR Issues

**Applicability:** This list is relevant to only those CCMs who had a score of **“Non-Compliant”**, **“Priority Non-Compliant”**, **“Capacity Assistance Needed”** or **“Flag State Investigation”** for a particular CMM paragraph in the Final CMR Report adopted by WCPFC13. CCMs with any of the aforementioned score should answer “YES” to CMM 2015-07 36 (7, 11) (Annual Report 2016 Q-155). Note, CCMs who do not have any of the aforementioned score in the Final CMR Report adopted by WCPFC13, do not need to access this list.

Relevant paragraphs from CMM 2015-07:

*6. Where TCC recognizes that a capacity assistance need has been identified in a dCMR by a SIDS, Participating Territory, Indonesia or the Philippines, which has prevented that CCM from fulfilling a particular obligation, TCC shall assess that CCM as “Capacity Assistance Needed” for that obligation. TCC shall recommend to the Commission that it allow the Capacity Development Plan to run until the end of the anticipated timeframe and assistance delivery set out therein.*

*7. That CCM shall report its progress under the Capacity Development Plan every year in its Annual Report Part II. That CCM will remain assessed as “Capacity Assistance Needed” against that particular obligation until the end of the anticipated timeframe in the plan.*

*10. Where TCC recognizes that an investigation of an alleged violation has commenced and is ongoing, as identified in a dCMR by a CCM, TCC shall assess that CCM as “Flag State Investigation” for that obligation.*

*11. That CCM shall provide a report of the progress of the investigation, including any action taken or proposed to be taken in relation to the alleged violation under the Status Report every year in its Annual Report Part II. Until the end of the anticipated timeframe in the plan that CCM shall remain assessed as “Flag State Investigation” against that particular obligation for that year.*

*36. Each CCM shall include, in its Part II Annual Report, any actions it has taken to address non-compliance identified in the Compliance Monitoring Report from previous years.*

- From the **WCPFC Intranet Home Page**, click on **“Addressing CMR-2015 Issues”** link. This will take you to “Addressing CMR-2015 Issues” page, and a list of the WCPFC13 agreed “compliance issues”. This list will be specific to each CCM and will contain a row for each of the CMM paragraphs that the CCM was assessed by WCPFC13 to have a score of **“Non-Compliant”**, **“Priority Non-Compliant”**, **“Capacity Assistance Needed”** or **“Flag State Investigation”**
- To report on actions taken to address each issue, click on the three dots next to the Secretariat and TCC Explanation column (an example is shown in the circle in red below). A drop down menu will appear. Click on Edit (and you will see a similar screen as below).
- Note, for any of the issue that had a score of **“Flag State Investigation”**, CCMs are required to provide a summary report on the progress of investigation (as per CMM 2015-07 paragraph 11) in the “Address CMR-2015 Issues” list AND should provide updates for any non-closed individual cases directly in the relevant case within the online Compliance Case File system. Please see *Section 8 – Managing Compliance Cases Online* for instructions in using the online Compliance Case File system.



## Quick Guide for Annual Report Part 2 (2016) online facility March 2017

Address CMR-2015 Issues

[+ new item](#)

[All Items](#) [Find an item](#) [SAVE THIS VIEW](#)

CCM	CMR Requirement	Secretariat and TCC Explanation	CCM Additional Information	Non-compliance identified in year(s)	Actions taken to address Non-compliance	Require Assistance?
Count=	(i) CMM 2009-06 34 -- Priority Non-Compliant	<p><b>**SECRETARIAT EXPLANATION: CMR issue (RY 2014)</b></p> <p>Limit Type = Vessels Limit Value = 106 Limit Comment = the number of vessels that were reported to have been involved in high seas transshipment events during 2015. CCM had total of 585 vessels which had "YES" in High-seas tranship authorised field on RFV during 2015. [9 carriers, 300 longliners, 273 tuna longliners and 3 other vessels] Actual Value = 17 Comment on Actual Value = number of offloading vessels were reported to have been involved in 39 high seas transshipment events during 2015, when the High-seas tranship authorised field on RFV did not have "YES"</p> <p>[97 vessels which were reported to have been involved in 199 high seas transshipment events during 2015, when the High-seas tranship authorised field on RFV had "YES".] 2 event required flag State investigation. Flag State response received. Flag CCM advised their review of the evidence found transshipment had taken place while not on RFV and corrective action to list vessel on RFV was subsequently taken.</p>		2014; 2015		No

- This will open a box where you can further review the compliance issue. Information that the Secretariat had provided in the previous year's draft Compliance Monitoring Report (dCMR) is shown as **(Secretariat Explanation)**.
- Click on three dots (circle in red above) to access the "Edit Item" button and then complete the details in this box called **Action taken to address Non-compliance**. You can also indicate if assistance is required to address the compliance issue, and include any details in **Action taken to address Non-compliance** box.

Address CMR-2015 Issues - (i) CMM 2009-06 34 -- Priority Non-Compliant...

**EDIT** **PAGE**

Commit Clipboard Actions Spelling

reported to have been involved in 39 high seas transshipment events during 2015, when the High-seas tranship authorised field on RFV did not have "YES" [97 vessels which were reported to have been involved in 199 high seas transshipment events during 2015, when the High-seas tranship authorised field on RFV had "YES".] 2 event required flag State investigation. Flag State response received. Flag CCM advised their review of the evidence found transshipment had taken place while not on RFV and corrective action to list vessel on RFV was subsequently taken. **\*\*TCC EXPLANATION:**

CCM Additional Information

Non-compliance identified in year(s) 2014; 2015

**Actions taken to address Non-compliance \***

**Require Assistance?**

Information about addressing this CMR issue

☐ Do you require assistance in addressing issues

CMR Link 55

Created at 3/10/2017 4:11 PM by ☐ China (CMR)  
Last modified at 3/10/2017 4:35 PM by ☐ Ana Taholo

- Click on **Actions** then on **Attach File** at the top of the screen, if you wish to include a MS Word, pdf or MS Excel document.
- Click on **Save** to save your answer for that question and takes you back to the "Address CMR-2015 Issues" page.

## Section 5 Guide for completing Reporting Deadline Checklist


**Applicability:** ALL CCMs that are submitting an Annual Report Part 2 to the Commission should complete this section.


- From the **WCPFC Intranet Home Page**, click on **"01-July-2017 Reporting Deadline Checklist"** link. This will take you to the *01-July-2017 Reporting Deadline Checklist* home page (screen shot below).
- This checklist is designed as a tool to allow CCMs to confirm to the Secretariat that they have completed one or more of the relevant annual reporting online lists for Annual Report Part 2, which are due to be submitted on **Friday July 1, 2017**.
- The checklist is also intended to be a friendly reminder about the CMM 2013-10 paragraph 9 reporting requirement (*Fished/Did not Fish report*) which is also due on 1 July 2017, and which is an important report for draft CMR reviews. Note, CCMs fish/did not fish report template was sent to relevant officials by email on 6/9 March 2017.


### 01-July-2017 Reporting Deadline Checklist -


✕


EDIT PAGE


 Save


 Cancel

 Paste

 Cut

 Copy

 Delete Item

 ABC

Commit

Clipboard

Actions

Spelling

Save

Cancel

CCM \*

Address CMR Issues Completed? \*

☒ NO  
☐ YES  
☐ N/A

MTU Audit Inspections Completed? \*

☒ NO  
☐ YES  
☐ N/A

Fished/Did Not Fish Report Submitted? \*

☒ NO  
☐ YES  
☐ N/A

Submit ARP2 to the Commission? \*

☒ DRAFT - Do NOT Submit  
☐ COMPLETED - Submit

Comment

Any comment by CCM (optional)

Created at 3/10/2017 12:51 PM by ☐ (CMR)  
Last modified at 3/10/2017 12:51 PM by ☐ Sam Taufao

Save

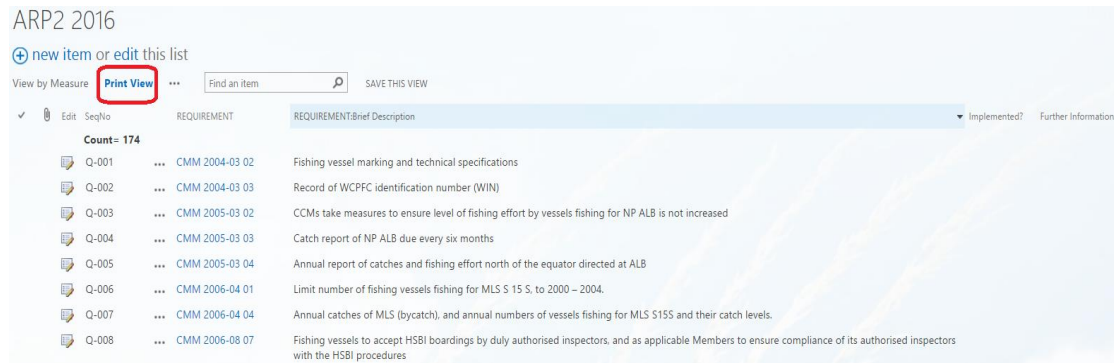
Cancel

**Quick Guide for Annual Report Part 2 (2016) online facility**  
**March 2017**

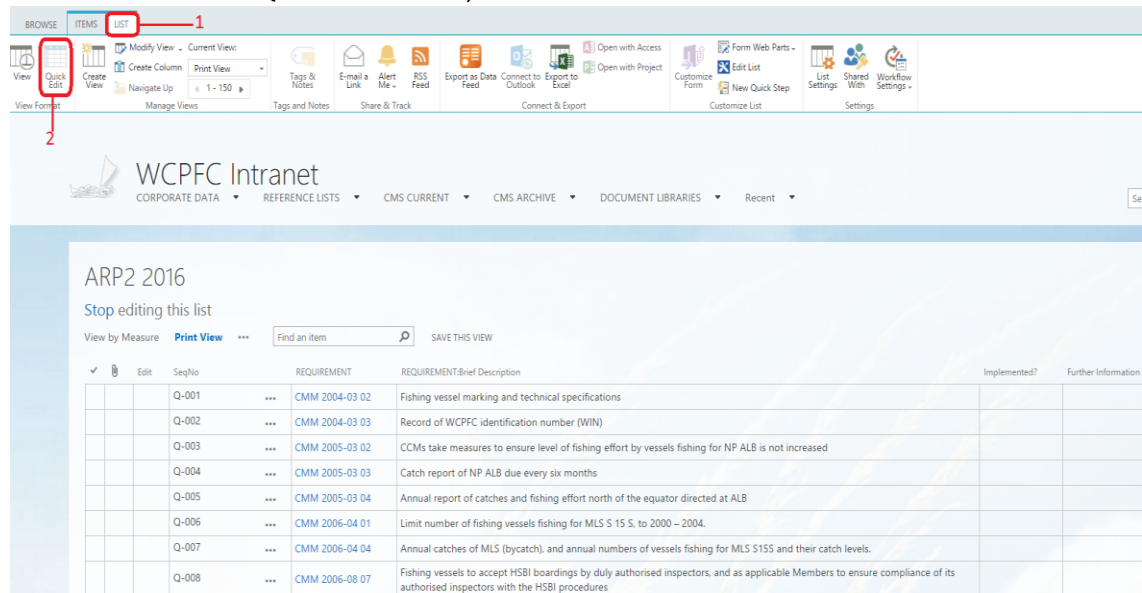
## Section 6 Guide for Printing Annual Report Part 2 (2016)

For printing, please follow these steps:

- Change the current view by clicking on **Print View** as shown below:



- You now have two options:
  - a) Use **Ctrl+P** (or Print button in your browser), which will print ARP2 as shown on the screen
  - b) Use **Quick Edit** option to further customize the way you can print. To open **Quick Edit**, click on **List** tab and then on **Quick Edit** button, as shown below:



## Quick Guide for Annual Report Part 2 (2016) online facility March 2017

- This will display ARP2 in a 'tabular' view, as shown below:

✓	Edit	SeqNo	REQUIREMENT	REQUIREMENT: Brief Description	Implemented?	Further Information
		Q-001	*** CMM 2004-03 02	Fishing vessel marking and technical specifications		
		Q-002	*** CMM 2004-03 03	Record of WCPFC identification number (WIN)		
		Q-003	*** CMM 2005-03 02	CCMs take measures to ensure level of fishing effort by vessels fishing for NP ALB is not increased		
		Q-004	*** CMM 2005-03 03	Catch report of NP ALB due every six months		
		Q-005	*** CMM 2005-03 04	Annual report of catches and fishing effort north of the equator directed at ALB		
		Q-006	*** CMM 2006-04 01	Limit number of fishing vessels fishing for MLS S 15 S. to 2000 - 2004.		
		Q-007	*** CMM 2006-04 04	Annual catches of MLS (bycatch), and annual numbers of vessels fishing for MLS S155 and their catch levels.		
		Q-008	*** CMM 2006-08 07	Fishing vessels to accept HSBi boardings by duly authorised inspectors, and as applicable Members to ensure compliance of its authorised inspectors with the HSBi procedures		

- You can now print the 'tabular' view using Ctrl+P (or browser Print button), or you can select the entire ARP2 (all rows in the tabular view) and copy it into an Excel or Word document for further formatting as required. To select the entire ARP2, do the following:

- Select the first row by clicking on the first (empty) box in the row

✓	Edit	SeqNo	REQUIREMENT	REQUIREMENT: Brief Description	Implemented?	Further Information
		Q-001	*** CMM 2004-03 02	Fishing vessel marking and technical specifications		
		Q-002	*** CMM 2004-03 03	Record of WCPFC identification number (WIN)		
		Q-003	*** CMM 2005-03 02	CCMs take measures to ensure level of fishing effort by vessels fishing for NP ALB is not increased		
		Q-004	*** CMM 2005-03 03	Catch report of NP ALB due every six months		
		Q-005	*** CMM 2005-03 04	Annual report of catches and fishing effort north of the equator directed at ALB		
		Q-006	*** CMM 2006-04 01	Limit number of fishing vessels fishing for MLS S 15 S. to 2000 - 2004.		
		Q-007	*** CMM 2006-04 04	Annual catches of MLS (bycatch), and annual numbers of vessels fishing for MLS S155 and their catch levels.		
		Q-008	*** CMM 2006-08 07	Fishing vessels to accept HSBi boardings by duly authorised inspectors, and as applicable Members to ensure compliance of its authorised inspectors with the HSBi procedures		

- Scroll to the very last row (or use your arrow key and page down key to highlight all the columns and rows than go to step number 4 below)
- Hold Shift button on the keyboard and click on the very last row

		Q-169	*** SciData 01	Estimates of Annual Catches		
		Q-170	*** SciData 02	Number of vessels active		
		Q-171	*** SciData 03	Operational Level Catch and Effort Data		
		Q-172	*** SciData 04	Catch and effort data aggregated by time period and geographic area		
		Q-173	*** SciData 05	Size composition data		
		Q-174	*** SciData 07	Time periods covered and schedule for the provision of data		

- Press Ctrl+C to copy and then paste into Excel or Word document

**Quick Guide for Annual Report Part 2 (2016) online facility  
March 2017**

## Section 7 Guide for accessing previous information for Annual Reports Part 2 or CMR

If you wish to access information provided previously as part of Annual Reports Part 2 (for 2012, 2013, 2014, 2015) or previous CMRs, please use the navigation options provided under the heading CMS ARCHIVE (click on arrow to expand the list):

The screenshot shows the WCPFC Intranet homepage. At the top, there is a navigation bar with the following links: CORPORATE DATA, REFERENCE LISTS, CMS CURRENT, CMS ARCHIVE (which is expanded), DOCUMENT LIBRARIES, and Recent. The CMS ARCHIVE dropdown menu lists the following items: ARP2 - 2012, MTU Audit Inspections - 2012, CMR - 2012, CMR Potential Issues - 2012, ARP2 - 2013, Addressing CMR-2012 Issues, CMR - 2013, CMR Potential Issues - 2013, Provisional CMR Issues - 2013, CMR Template - 2013, Addressing CMR-2013 Issues, ARP2 - 2014, CMR - 2014, CMR Potential Issues - 2014, Provisional CMR Issues - 2014, and CMR Template - 2014.

Home  
Secure site for WCPFC staff and authorised users

Corporate Applications

 Tasks (Compliance Group)	 Record of Fishing Vessels	 Observer Trips	 TropicBird Business Intelligence
 TS Transshipment	 CD Catch Discards	 EE Zone Entry/Exit	 HB HSBI Event

Compliance Monitoring Scheme:

- Addressing CMR-2015 Issues
- Annual Reports Part 2 (2016)
- MTU Audit Inspections
- 01-July-2017 Reporting Deadline Checklist

Managing Compliance Cases:

- Article 25-2 Compliance Cases
- FAD Sets Alleged Infringements
- Observer Obstruction Alleged Infringements
- Shark Catch Alleged Infringements

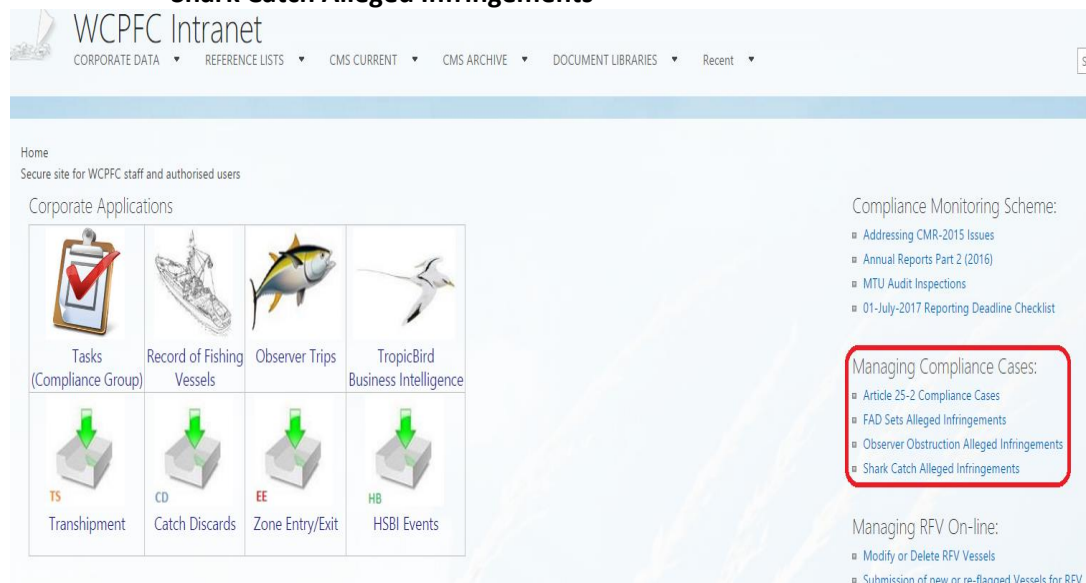
Managing RFV On-line:

- Modify or Delete RFV Vessels
- Submission of new or re-flagged Vessels for RFV

## Section 8 Managing Compliance Cases Online

**Applicability:** These lists are relevant to flag CCMs who have reports of alleged infringements for their vessels, and is used to track updates on the progress of investigations up until the conclusion of the investigation. The Secretariat maintains a current list in the online Compliance Case file system of records of HSBI-related and other requests from a Member to another CCM for flag State investigations (Convention Article 25(2)) for which the Secretariat is informed. Updates to the Compliance Case file system with alleged infringements, reported by ROP observers are made periodically based on updates from SPC-OPF ROP database. FLAG CCMs that have compliance cases that are designated as “Flag CCM Notified” or “Flag CCM Investigation in Progress” are expected to provide updates until the conclusion of the investigation. Note, depending on the circumstances of the case, some other CCMs are also able to view relevant compliance cases for vessels flying other flags (eg coastal CCMs in whose waters the alleged infringement was reported to have occurred; a chartering CCM who had notified under CMM 2012-05 or its replacement, that the vessel was under charter or other arrangement at the time of the alleged infringement; or the notifying CCM who is the relevant observer programme provider for ROP-reported alleged infringements).

- From the **WCPFC INTRANET Home Page**, on the right side of the screen, below the WCPFC logo, you will find the heading **Managing Compliance Cases** (see red circle).
- There are currently (4) lists under this heading:
  - **Article 25-2 Compliance Cases**
  - **FAD Sets Alleged Infringements**
  - **Observer Obstruction Alleged Infringements**
  - **Shark Catch Alleged Infringements**





**Quick Guide for Annual Report Part 2 (2016) online facility**  
**March 2017**

**Explanatory notes for the four (4) lists**

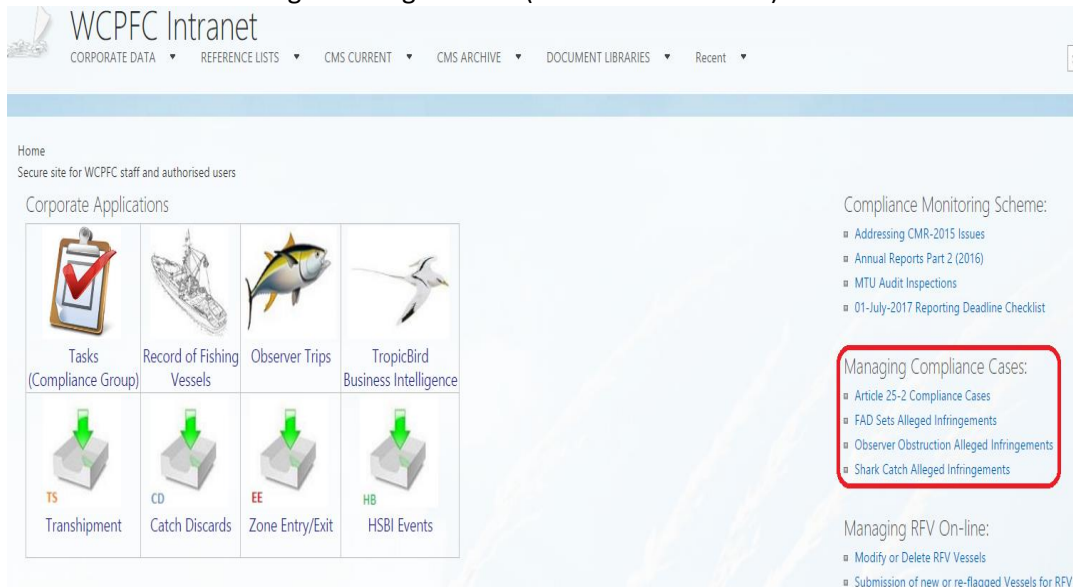
- **Article 25-2 Compliance Cases**  
Contain any alleged infringements in which a flag State investigation has been requested by a WCPFC member, in accordance with Article 25(2) of the Convention. Eg HSB1 outcomes, Aerial Surveillance or Port Inspection Outcomes
- **FAD Sets Alleged infringements**  
Contain alleged infringements, related to setting on FADs during the FAD closure period, identified in ROP observer data.
- **Observer Obstruction Alleged Infringements**  
Contain alleged infringements, related to observer obstruction, identified in ROP observer data.
- **Shark Catch Alleged Infringements**  
Contain alleged infringements, related to sharks, identified in ROP observer data.

**Guidance for completing any of the four (4) lists using FAD Sets Alleged Infringements list as an example**

The process on how to provide response/s to the alleged infringements is similar for all four lists. As such, the explanation hereunder relating to the “FAD Sets Alleged Infringements” is relevant to any of the alleged infringements that are under the “Article 25-2 Compliance Cases”, “Observer Obstruction Alleged Infringements” and the “Shark Catch Alleged Infringements”.

**FAD Sets Alleged Infringements**

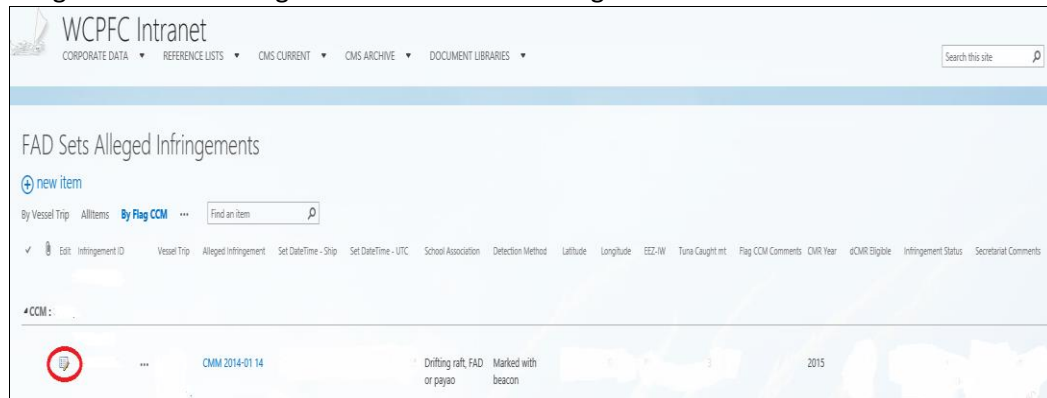
- Click on “FAD Sets Alleged Infringements” (see **red circle** below).



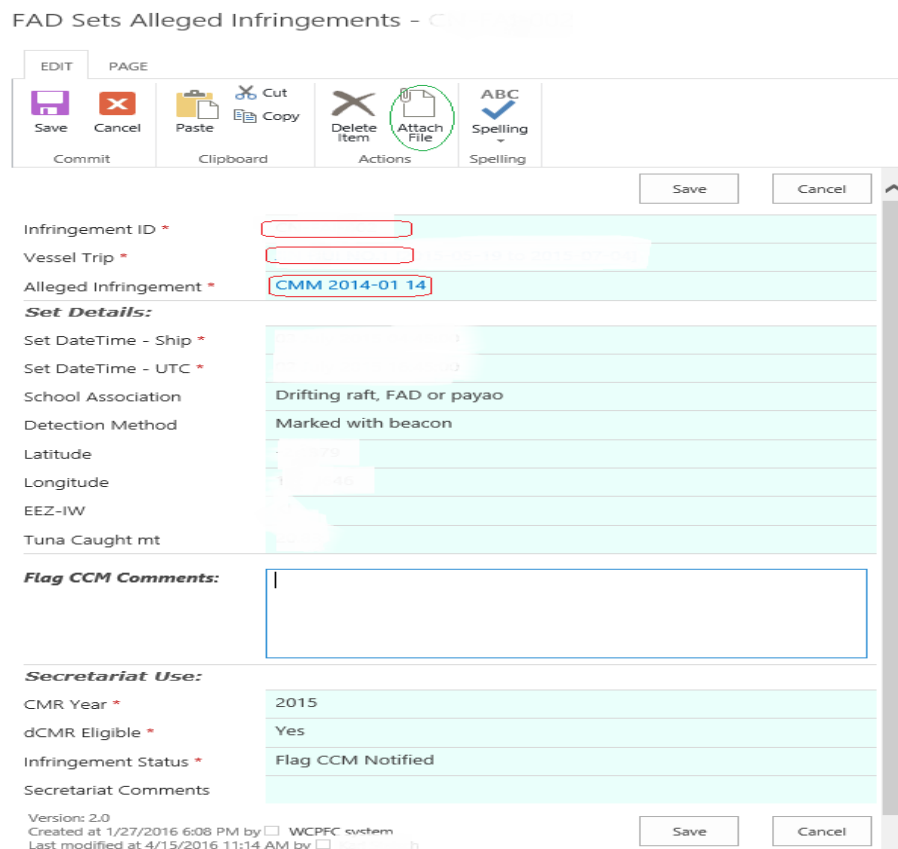
- This will take you to the FAD Sets Alleged Infringements window below. If there is any alleged FAD sets infringement related to your flag vessels reported by observers, these will be listed in

**Quick Guide for Annual Report Part 2 (2016) online facility**  
**March 2017**

the window shown below. Otherwise, there will be blank/nothing for CCMs who did not have any alleged FAD sets infringement related to their flag vessel



- To provide responses to any of the alleged infringements, click on the icon shown in red circle in the window above. A window such as below will come up. Flag CCMs can provide comments in the text box title “Flag CCM Comments” and attach any attachments (circle in green) related to that particular infringement.



- You can click on any of the fields with hyperlinks (circle in red) for more details. Clicking on the field:
  - Infringement ID – will give you same screen as above



***Quick Guide for Annual Report Part 2 (2016) online facility***  
***March 2017***

- Vessel Trip – will give you a window with the vessel name, flag CCM, trip start and end date, observer provider and trip number
  - Alleged infringement (eg. 2014-01 14) – will give you window with the language of that particular obligation/CMM paragraph
- Flag CCM can enter multiple responses/progress reports, online, related to any of the alleged infringement as it conducts investigation. The system will track the responses provided by the flag CCM during the life of the alleged infringement. To provide another response/update to a particular alleged infringement, simply repeat the steps above.
- The Secretariat will periodically review case updates submitted by CCMs, and based on the advice of flag CCMs will update the Infringement status for individual compliance cases from “Flag CCM Notified” to “Flag CCM Investigation in Progress” or “Flag CCM Investigation Completed”. Flag CCMs are expected to continue to provide updates in the online compliance case system for each case, until the conclusion of the investigation.

--END--