



**SCIENTIFIC COMMITTEE  
TWELFTH REGULAR SESSION**

Bali, Indonesia  
3–11 August 2016

---

**Trial Application of the BDEP Template for Summarizing Bycatch Data**

---

**WCPFC-SC12-2016/EB WP-12**

Peter Williams<sup>1</sup>, Neville Smith<sup>1</sup>, Icanus Tuiloma<sup>1</sup>, Colley Falasi<sup>1</sup> and Shelley Clarke<sup>2</sup>

---

<sup>1</sup> Oceanic Fisheries Programme (OFP), Pacific Community (SPC)

<sup>2</sup> Areas Beyond National Jurisdiction (ABNJ, Common Oceans) Tuna Project, Western and Central Pacific Fisheries Commission

## ABSTRACT

The current paper responds to a recommendation from SC11 to undertake a trial use of the Bycatch Data Exchange Protocol. SPC has prepared and formatted the bycatch data it holds into the Bycatch Data Exchange Protocol for 2013-2015. This process has identified several issues to address, noting that for some of them solutions are already in progress. Specific recommendations include:

1. The BDEP trial has extended ongoing work to improve the utility and accessibility of observer data and supports requests from international organisations for summaries of species of special interest bycatch in the WCPO. Accordingly, the BDEP trial should continue for 2017 (subject to resourcing for any additions and changes to the data extraction developed under this project).
2. Estimating mortality rates for purse seine - information on the condition of the landed and released catch (e.g. CONDITION) collected by observers on the GEN-2 form needs to be linked to set information so that mortality/release rates can be calculated for purse seine. This recommendation has previously been agreed by the Commission (Anon, 2015b) and will be actioned in late 2016/early 2017. Note that retrospective analyses are still required to make the link for historical data.
3. Providing a table of observer effort by 5°x5° - SC12 to consider if this is required, and if so, to have this published on the WCPFC web site.
4. Where observer programmes do not provide distinct vessel names to identify trips seek advice from the respective CCMs on how to proceed with the filtering of the data according to the WCPFC data rules to ensure data that may not have been excluded under normal circumstances are available for future BDEP reports.
5. Review and update length-length and length-weight relationships for BDEP for species of special interest so that more accurate estimates of catch in both number and weight can be determined.
6. Update the BDEP protocol to report seabirds to the species level, where possible; this initiative should also include improvements to the species guides for observers and identification at sea to ensure higher quality data are available for reporting.
7. Expand the BDEP protocol to marine mammals to the species level, where possible.
8. In future, the BDEP tables be published as public domain information on the WCPFC web site (at <http://www.wcpfc.int/tuna-fishery-data>) and any developments with the BDEP tables would be addressed within the annual generic paper on data gaps and related issues.
9. Subject to resourcing, to undertake a trial regional BDEP compilation for purse seine at the scale of the Pacific Ocean, in co-operation with the IATTC and CCSBT Secretariats.

In summary, SPC and the ABNJ-GEF Tuna Project recommend that this work be continued and resourced as a positive step toward improving the quality of and access to bycatch data within and across RFMOs.

## **1. INTRODUCTION**

### **1.1 Background**

A meeting of invited experts, convened in January 2015 in Keelung, Taiwan, to progress elements of the Work Plan agreed by the Joint Tuna RFMOs Technical Working Group-Bycatch, recommended that an existing data exchange format be used as the basis for summarizing data in each of the five tuna RFMOs (tRFMOs). Compiling basic metadata across the tuna RFMOs aims at i) understanding and harmonizing tuna RFMO bycatch data holdings; ii) reviewing and improving bycatch data collection and reporting programmes; and iii) planning for intra- and inter-RFMO analysis of bycatch rates and mitigation effectiveness (Anon. 2015a).

The proposed t-RFMO bycatch data exchange protocol consists of i) a summary of the total fishing effort and total observed effort by area, fishery and year; and ii) a summary for the same strata (area, fishery and year) of observed captures, mortalities and live releases of various taxa known to be vulnerable to interactions with tuna fisheries. It is understood that a lack of taxonomic identification, spatial resolution constraints, scarce data holdings and other technical and policy issues may limit the data that some t-RFMOs can provide. Nevertheless, initiating a flow of summarized information and taking stock of existing datasets is an important first step toward harmonization and improved management (Clarke et al. 2015).

The concept of a Bycatch Data Exchange Protocol (BDEP) amongst the t-RFMOs was raised at SC11, noting that CCSBT already an internal BDEP procedure in place (Clarke et al. 2015). SC11 agreed to proceed with the WCPFC component of a BDEP, subject to resourcing from the ABNJ-GEF Tuna project, and subject to WCPFC data confidentiality rules (by paras. 654-657 of the SC11 Summary Report). Subsequently IOTC has also agreed to trial the BDEP, with the Secretariat filling out the template and intending to present it at the IOTC Working Party on Ecosystems and Bycatch in September 2016.

### **1.2 Bycatch Data Exchange Protocol 2016**

In response to this recommendation, this working paper has been prepared for SC12 to be addressed under the Ecosystems and Bycatch Theme. SPC, with resourcing from the ABNJ-GEF Tuna Project, has prepared and formatted the bycatch data it holds into the Bycatch Data Exchange Protocol (BDEP) template as described by “Proposal for a Bycatch Data Exchange Protocol (BDEP) amongst the t-RFMOs” (Clarke et al. 2015). This paper reports on the methods for compiling the template, issues identified in compiling the data, and recommendations for future work.

## **2. METHODOLOGY AND ISSUES ARISING**

SPC has filled out the BDEP template (Clarke et al. 2015), based on data extracted from the WCPFC ROP database (not the entire SPC observer holdings). Note that where explicit written permission was obtained from WCPFC CCMs to use their observer data (held by SPC), it has also been included in the summary (that is, non-ROP trips for observer activities in NZ and AU waters). In each of the following sections the method applied is identified, the BDEP summary arising is highlighted, and any issues resulting from the process of preparing the data are identified.

The first step in developing the extraction routines for the BDEP template was to identify the WCPFC-defined observer data, which includes the WCPFC Regional Observer Programme (ROP) defined trips and additional non-ROP observer data which have been authorised by relevant CCMs to be included in the WCPFC defined observer data (see Table 8 in Williams, 2014). The extraction routines required a function to output each of the species groupings defined in the BDEP template. The data extracted were filtered to adhere to the WCPFC data rules for public domain data (i.e. removing the cells representing the activities of less than three vessels). The summarized data presented in Tables 2–5 represent unraised data, although an indication of coverage of the data in Tables 2–5 is provided in Table 1a (the observer coverage column has been filled in with a simple calculation of the ratio of observed to total effort). The main gap in the WCPFC ROP longline data in Tables 2 and 4 are the comprehensive Hawaii longline observer data for activities within their EEZ, and the main gap in the WCPFC ROP purse seine data in Tables 3 and 5 are the data for the domestic fisheries of Papua New Guinea and Solomon Islands.

The total data holdings are identified in Tables 1a and 1b. These include all ROP data held by SPC (see Table 8 in Williams, 2014) and also data from New Zealand and Australia observer programmes for which approval is held (AU and NZ observer data since 2008 have been included in the WCPFC observer database and so have been included in the data extracted here). However, three observer programmes either do not provide distinct vessel names, or have only recently done so, and accordingly it has been impossible to apply the 3-vessel rule to those data to date. This will need to be resolved in future BDEP extractions (noting that for at least two of the three CCMs this will be resolved before 2017, and advice is being sought from the remaining CCM on how to proceed with their data). As a result, the filtering of the data according to the WCPFC data rules (i.e. data representing the activities of less than three vessels) have resulted in the removal of data from these fisheries that may not have been filtered under normal circumstances (i.e. with distinct vessel identifiers).

An explanation of the difference in the coverage rates in Tables 1a and 1b is required and is a future exploratory analysis which needs to be completed. The summarized data in Table 1b represents all observer data held by the SPC and includes ROP as well as non-ROP data that the owner of the data has not authorized as being released to the WCPFC. These data that are held by SPC are generally only for internal scientific analyses, nonetheless benefiting the WCPFC. These unleased non-ROP data essentially represent trips from certain CCMs which are solely within the EEZ of that CCM, and that CCM has yet to authorize provision of the data to the WCPFC. The required coverage of the WCPFC tropical purse seine fishery since 2010 is 100% and of the WCPFC longline fishery is 5%, although the available data (both WCPFC and to SPC) is clearly below these required levels; some reasons for the low levels of coverage are explained in Williams et al. (2016).

The initial reviews of the summarised data highlighted several issues which required correction in the observer data and additional data entry checks to avoid similar issues in the future. For example, the species code MAH was used on a number of occasions by one observer for mahi mahi (*Coryphaena hippurus*), but this code is in fact for the Northern giant petrel (a seabird), unlikely to be encountered on a purse seine vessel in the same way and to the extent that mahi mahi would be encountered. As mentioned to avoid these issues in the future a series of data entry and post-entry error checks have been developed that are specific to these species/species groups and the output columns required in the template (for example, where FATE code may not be appropriate for that species; where FATE and COND code combination are not appropriate; where species is encountered outside its normal area of occurrence). While this work has ensured improvements in the quality of the data, there remains further work to do and more investigation of the data. Part of this is that the data quality checks only exist in the code at this stage and they are numerous. A useful development would be to compile these into a list as part of the development of meta-data describing the observer data (noting that this would require additional resourcing due the time involved).

### 1.3 Whole of WCPFC Area summary

The observed and estimated captures and mortalities for key bycatch species groups by year for the WCPFC longline fishery are provided in Table 2. The unit for both “captures” and “mortalities” is numbers (note that these are sometimes estimated from weights where the observer has recorded a visual estimate for weight only). The observed and estimated captures and mortalities for key bycatch species groups by year for the WCPFC purse seine fishery are provided in Table 3. Capture rate has been defined for longline using captures per 1000 hooks. Capture rate has been defined for purse seine using captures per set. NOTES are provided with these tables to explain the source of data and other aspects of the data presented, for example:

- The source data is the WCPFC Regional Observer Programme (ROP) Database;
- There is a backlog of data yet to be provided and processed, mainly for 2014 and 2015;
- The WCPFC Data rules (<https://www.wcpfc.int/doc/data-02/rules-and-procedures-protection-access-and-dissemination-data-compiled-commission>) related to the dissemination of WCPFC data in the public domain have been applied; that is, summarized data representing the activities of less than three vessels have been removed;
- Where the observed capture rate is ‘0.000000’ but the number of captures is greater than zero (0), this means that the capture rate is smaller than the significant figures provided in this table (i.e. <0.0000005). This also applies to the observed mortality rates and number of mortalities;

- The sum of the mortalities and live releases will often not equal the captures (i.e. interactions with the gear) since the observer (for one reason or the other) may not have recorded the FATE and the CONDITION of every encounter;
- For the purse seine fishery, information on the condition of the landed and released catch (e.g.) mortalities are collected by observers on the GEN-2 form only which does not currently align to the set information so obtaining a valid mortality rate is not yet possible. The mortality rate is therefore listed as ‘N/A’ until such time as data forms can be revised, and retrospective analyses conducted to provide links for historic data. The need for a link between the GEN-2 form and the PS-3 form was highlighted by Clarke and Gilman (2015) and has subsequently been agreed by the Commission (Anon, 2015b). The change on forms (set number and/or beginning of set date and time needs to be included in the GEN-2 form) is yet to be implemented but should be in place for data from 2017. This will involve including set number on the GEN-2 form, or beginning of set date and time, to link it with data recorded on the PS-3 form per set.

#### 1.4 Spatially explicit BDEP

The fisheries have been aliased and represent a combination of flags, but have been separated into the two major gear types (longline and purse seine). For the spatially explicit information summary, data are reported at a 5x5 degree resolution (Figure 1 shows the spatial coverage of the observer data).

The observed and estimated captures/mortalities for key bycatch species groups by year and area for the WCPFC longline fishery are provided in Table 4. The observed and estimated captures/mortalities for key bycatch species groups by year and area for the WCPFC purse seine fishery are provided in Table 5. Capture rate has been defined for longline using number of captures per 1000 hooks. Capture rate has been defined for purse seine using number of captures per set. The NOTES for these tables are essentially the same as the notes for Table 2 and 3 respectively, although additional NOTES for Tables 4 and 5 cover:

- Latitude is in decimal degrees and represents the midpoint of the 5° latitude cell. Positive values are for the northern hemisphere and negative values are for the southern hemisphere;
- Longitude is in decimal degrees and represents the midpoint of the 5° Longitude cell. Positive values are for the eastern hemisphere and negative values are for the western hemisphere;
- Some examples for latitude/longitude are:
  - -7.5, 172.5        represents 5°-10°S 170°-175°E
  - 17.5, -147.5       represents 15°-20°N 145°-150°W.

### 3. COMMENTS AND RECOMENDATIONS

The compilation of the ROP and additional approved observer programme data into the BDEP templates has been completed for 2013-2015. The trial has highlighted several issues to address, noting that for some of them solutions are already in progress. In particular the trial has extended ongoing work to improve the utility and accessibility of observer data. The summary also addresses requests from international organisations for summaries of species of special interest bycatch in the WCPO (e.g. the upcoming FAO bycatch review). Further, subject to agreement with other RFMOs, it provides the basis for whole of population range scale analyses for species of special interest. Overall, it is recommended that the BDEP trial continue for 2017, subject to resourcing. The following comments and recommendations identify specific work for the future years of the BDEP trial for the consideration of the SC and Commission:

1. Estimating mortality rates for purse seine - Information on the condition of the landed and released catch (e.g. CONDITION) collected by observers on the GEN-2 form needs to be linked to set information so that mortality/release rates can be calculated for purse seine. This recommendation has previously been agreed by the Commission (Anon, 2015b) and will be actioned in late 2016/early 2017. Note that retrospective analyses are required to make the link for historical data.
2. Providing tables of observer effort by 5°x5°. We did consider this option but the main reasons for not providing them were: (i) the size of the tables would have made it too big for a paper, and (ii) the current public domain aggregated catch and effort data (see <https://www.wcpfc.int/node/4648>) already provides

a high proportion of coverage of the total effort, noting that some data are not public domain due for instance the three-vessel rule). The recommendation to SC12 is therefore to seek advice to produce a table of total fishing and observer effort by 5°x5° and have this published on the WCPFC web site.

3. Where observer programmes do not provide distinct vessel names to identify trips seek advice from the respective CCMs on how to proceed with the filtering of the data according to the WCPFC data rules (i.e. data representing the activities of less than three vessels) to ensure data that may not have been excluded under normal circumstances are available for future BDEP reports.
4. The scripts for extracting the tables in this paper have been developed and should be relatively easy to re-extract data in future years. There will need to be continual auditing and data quality control work to identify and resolve issues in the data and this work is currently supported through the WCPFC ROP data management project. However, there would need to be consideration of additional resources to support any additional work if there were plans to extend the current scope of the BDEP tables.
5. To allow estimates of catch to be determined in number of specimens and in weight (kg, tonnes), length-length and length-weight relationships need to be updated for all where they currently exist, and developed for species for which they do not currently exist.
6. To improve the quality of information available, the BDEP protocol should in future include seabirds at the species level where possible. There is also a need to improve the species guides for observers and identification at sea to ensure higher quality data are available for reporting.
7. To improve the utility of the information available, the BDEP protocol should be expanded to include marine mammals, to the species level where possible.
8. Noting that this year's trial of BDEP has been in the form of a separate paper, an overarching recommendation arising from the above is that in future, the BDEP tables be published on the WCPFC web site (at <http://www.wcpfc.int/tuna-fishery-data>) and that any developments with the BDEP tables are addressed within the annual generic paper on data gaps and related issues (e.g. see Williams, 2016).
9. In addition to addressing the above recommendations, one of the obvious next steps for BDEP is to attempt to reconcile information at an ocean basin scale. The Pacific provides a unique opportunity to undertake this work at least for the purse seine fishery, with the IATTC equivalent data in the public domain and web-accessible, the WCPFC data now in the public domain in a useful format, and CCSBT collating equivalent data internally. Accordingly an additional recommendation for 2017 would be for WCPFC to be tasked with undertaking a regional BDEP compilation trial for purse seine, in co-operation with the IATTC and CCSBT Secretariats.

In summary, SPC and the ABNJ-GEF Tuna Project recommend that this work be continued and resourced as a positive step toward improving the quality of and access to bycatch data within and across RFMOs. There are several options for the scale of future work from simply re-running the existing scripts in 2017 and placing the outputs tables on the website (4 and 8 above), through to resourcing the completion of all the additional tasks identified.

#### **4. ACKNOWLEDGEMENTS**

This analysis was an initiative of and funded by the ABNJ (Common Oceans) Tuna Project. A special thanks to the observers, observer trainers and national agency staff who ensure observer data are available through the ROP. Without their efforts such analyses would not be possible.

## 5. REFERENCES

- Anon. 2015a. Harmonisation of Longline Bycatch Data Collected by Tuna RFMOs. Tuna RFMO Expert Working Group Meeting, 27-29 January 2015, Keelung, Taiwan.
- Anon. 2015b. Report of the Twelfth Regular Session of the Commission for the Conservation and Management of Highly Migratory Fish Stocks in the Western and Central Pacific Ocean. 3–8 December 2015, Bali, Indonesia. Western and Central Pacific Fisheries Commission, Pohnpei, Federated States of Micronesia.
- Clarke, S., & E. Gilman 2015. Changes to WCPFC Longline Observer Bycatch Data: Proposals in Response to a Minimum Suite of Harmonized Fields for Tuna RFMOs. SC11 EB-IP-05. Eleventh Regular Session of the Scientific Committee of the WCPFC. Pohnpei, FSM. 5–13 August 2015.
- Clarke, S., S. Nicol & P. Williams 2015. Proposal for a Bycatch Data Exchange Protocol (BDEP) amongst the t-RFMOs. SC11 EB-WP-06. Eleventh Regular Session of the Scientific Committee of the WCPFC. Pohnpei, FSM. 5–13 August 2015.
- Williams, P.G. 2014. Scientific data available to the Western and Central Pacific Fisheries Commission. Working Paper SC9 ST WP–1. Tenth Regular Session of the WCPFC Scientific Committee (SC9), Majuro, Republic of the Marshall Islands. 6–15 August 2014.
- Williams, P.G. 2016. Scientific data available to the Western and Central Pacific Fisheries Commission. Working Paper SC12 ST WP–1. Twelfth Regular Session of the WCPFC Scientific Committee (SC12), Bali, Indonesia. 3–11 August 2016.
- Williams, P.G., I. Tuiloma & C. Falasi 2016. Status of ROP data management. Information Paper ST IP–02. Twelfth Regular Session of the Scientific Committee of the WCPFC (SC12). Bali, Indonesia, FSM. 3–11 August 2016.

## 6. TABLES

**Table 1a. Total fishing and observed effort per year and fishery**

ROP Observer data

Calendar Year	Fishery	Total (LONGLINE: PURSE SEINE: Sets)	Effort Hooks	Total observed effort	ROP Observer Coverage
2013	L	1,009,980,400		12,202,226	1.2%
2014	L	1,042,549,430		12,129,370	1.2%
2015	L	991,184,990		6,872,992	0.7%
<b>Separator</b>					
2013	S	54,298		36,833	67.8%
2014	S	55,509		32,091	57.8%
2015	S	45,789		21,507	47.0%

Notes

1. According to the WCPFC Regional Observer Programme (ROP) Database, noting that the full observer database available to SPC has better coverage (see Table 1b).
2. There is some data entry backlog mainly in 2014 and 2015.
3. Observer coverage does not take into account those cells removed according to WCFPC public domain data rules.

**Table 1b. Total fishing and observed effort per year and fishery, including additional non-ROP observer data held by SPC**

Complete SPC observer data holdings

Calendar Year	Fishery	Total (LONGLINE: PURSE SEINE: Sets)	Effort Hooks	Total observed effort	Observer Coverage
2013	L	1,009,980,400		19,216,819	1.9%
2014	L	1,042,549,430		16,851,867	1.6%
2015	L	991,184,990		8,838,493	0.9%
<b>Separator</b>					
2013	S	54,298		43,475	80.1%
2014	S	55,509		36,829	66.3%
2015	S	45,789		26,518	57.9%

Notes

1. There is some data entry backlog mainly in 2014 and 2015.
2. Observer coverage does not take into account those cells removed according to WCFPC public domain data rules.



**Table 2. Observed and estimated captures/mortalities for key bycatch species groups by year for the WCPFC LONGLINE fishery**

Calendar Year	Fishery	Species Category	Species (or group)	Number of vessels with observer data	Observed Captures (number)	Observed Capture Rate (per 1000 hooks)	Observed Mortalities (number)	Observed Mortality rate (per 1000 hooks)	Observed Live Releases
2013	L	BRD	GIANT PETRELS	98	7	0.000639	6	0.000548119	0
2014	L	BRD	GIANT PETRELS	95	11	0.000999	8	0.000726348	1
2015	L	BRD	GIANT PETRELS	77	24	0.003605	7	0.001051346	0
2013	L	BRD	OTHER ALBATROSSES	98	93	0.008496	64	0.005846603	29
2014	L	BRD	OTHER ALBATROSSES	95	78	0.007082	45	0.004085708	32
2015	L	BRD	OTHER ALBATROSSES	77	25	0.003755	1	0.000150192	0
2013	L	BRD	OTHERS	98	23	0.002101	15	0.001370298	6
2014	L	BRD	OTHERS	95	9	0.000817	7	0.000635555	0
2015	L	BRD	OTHERS	77	10	0.001502	0	0.000000000	0
2013	L	SHK	BIGEYE THRESHER SHARK	98	1498	0.136847	312	0.028502191	1096
2014	L	SHK	BIGEYE THRESHER SHARK	95	3399	0.308607	870	0.078990354	2479
2015	L	SHK	BIGEYE THRESHER SHARK	77	69	0.010363	14	0.002102691	41
2013	L	SHK	BLUE SHARK	98	22239	2.031603	1422	0.129904215	18004
2014	L	SHK	BLUE SHARK	95	31376	2.848737	2676	0.242963435	23151
2015	L	SHK	BLUE SHARK	77	11993	1.801255	273	0.041002473	1413
2013	L	SHK	GREAT HAMMERHEAD	98	17	0.001553	9	0.000822179	6
2014	L	SHK	GREAT HAMMERHEAD	95	4	0.000363	1	0.000090794	2
2015	L	SHK	GREAT HAMMERHEAD	77	5	0.000751	1	0.000150192	2
2014	L	SHK	HAMMERHEAD SHARKS	95	1	0.000091	0	0.000000000	1
2013	L	SHK	LONG FIN MAKO SHARK	98	187	0.017083	37	0.003380068	88
2014	L	SHK	LONG FIN MAKO SHARK	95	193	0.017523	31	0.002814599	136
2015	L	SHK	LONG FIN MAKO SHARK	77	121	0.018173	14	0.002102691	104
2013	L	SHK	MAKO SHARKS	98	7	0.000639	1	0.000091353	6
2014	L	SHK	MAKO SHARKS	95	28	0.002542	9	0.000817142	19
2013	L	SHK	OCEANIC WHITETIP SHARK	98	467	0.042662	110	0.010048849	312
2014	L	SHK	OCEANIC WHITETIP SHARK	95	423	0.038406	104	0.009442525	303
2015	L	SHK	OCEANIC WHITETIP SHARK	77	157	0.023580	48	0.007209226	102
2013	L	SHK	OTHERS	98	4667	0.426345	294	0.026857834	4055
2014	L	SHK	OTHERS	95	4190	0.380425	359	0.032594870	3578
2015	L	SHK	OTHERS	77	3993	0.599717	146	0.021928062	3483
2013	L	SHK	PELAGIC THRESHER SHARK	98	82	0.007491	14	0.001278945	55
2014	L	SHK	PELAGIC THRESHER SHARK	95	61	0.005538	21	0.001906664	32
2015	L	SHK	PELAGIC THRESHER SHARK	77	37	0.005557	20	0.003003844	15
2013	L	SHK	PORBEAGLE SHARK	98	312	0.028502	89	0.008130433	212
2014	L	SHK	PORBEAGLE SHARK	95	761	0.069094	289	0.026239325	354
2015	L	SHK	PORBEAGLE SHARK	77	524	0.078701	19	0.002853652	0
2013	L	SHK	SCALLOPED HAMMERHEAD	98	29	0.002649	10	0.000913532	16
2014	L	SHK	SCALLOPED HAMMERHEAD	95	6	0.000545	3	0.000272381	1
2015	L	SHK	SCALLOPED HAMMERHEAD	77	2	0.000300	2	0.000300384	0
2013	L	SHK	SHORT FIN MAKO SHARK	98	1503	0.137304	361	0.032978496	820

Calendar Year	Fishery	Species Category	Species (or group)	Number of vessels with observer data	Observed Captures (number)	Observed Capture Rate (per 1000 hooks)	Observed Mortalities (number)	Observed Mortality rate (per 1000 hooks)	Observed Live Releases
2014	L	SHK	SHORT FIN MAKO SHARK	95	1611	0.146268	377	0.034229154	920
2015	L	SHK	SHORT FIN MAKO SHARK	77	436	0.065484	82	0.012315761	134
2013	L	SHK	SILKY SHARK	98	1970	0.179966	493	0.045037115	407
2014	L	SHK	SILKY SHARK	95	1330	0.120755	464	0.042128189	549
2015	L	SHK	SILKY SHARK	77	427	0.064132	101	0.015169413	317
2013	L	SHK	SMOOTH HAMMERHEAD	98	28	0.002558	15	0.001370298	8
2014	L	SHK	SMOOTH HAMMERHEAD	95	8	0.000726	5	0.000453968	3
2015	L	SHK	SMOOTH HAMMERHEAD	77	1	0.000150	0	0.000000000	1
2013	L	SHK	THRESHER SHARK (VULPINUS)	98	27	0.002467	6	0.000548119	10
2014	L	SHK	THRESHER SHARK (VULPINUS)	95	26	0.002361	7	0.000635555	14
2015	L	SHK	THRESHER SHARK (VULPINUS)	77	40	0.006008	2	0.000300384	20
2013	L	SHK	THRESHER SHARKS	98	80	0.007308	9	0.000822179	71
2014	L	SHK	THRESHER SHARKS	95	42	0.003813	15	0.001361903	27
2013	L	TTX	FLATBACK TURTLE	98	3	0.000274	2	0.000182706	1
2014	L	TTX	FLATBACK TURTLE	95	1	0.000091	1	0.000090794	0
2013	L	TTX	GREEN TURTLE	98	26	0.002375	12	0.001096238	13
2014	L	TTX	GREEN TURTLE	95	20	0.001816	14	0.001271109	5
2015	L	TTX	GREEN TURTLE	77	10	0.001502	5	0.000750961	5
2013	L	TTX	HAWKSBILL TURTLE	98	5	0.000457	2	0.000182706	3
2014	L	TTX	HAWKSBILL TURTLE	95	11	0.000999	7	0.000635555	3
2015	L	TTX	HAWKSBILL TURTLE	77	2	0.000300	0	0.000000000	2
2013	L	TTX	LEATHERBACK TURTLE	98	18	0.001644	1	0.000091353	15
2014	L	TTX	LEATHERBACK TURTLE	95	14	0.001271	2	0.000181587	12
2015	L	TTX	LEATHERBACK TURTLE	77	7	0.001051	1	0.000150192	6
2013	L	TTX	LOGGERHEAD TURTLE	98	14	0.001279	5	0.000456766	9
2014	L	TTX	LOGGERHEAD TURTLE	95	17	0.001543	9	0.000817142	6
2015	L	TTX	LOGGERHEAD TURTLE	77	6	0.000901	2	0.000300384	4
2013	L	TTX	MARINE TURTLE (UNIDENTIFIED)	98	3	0.000274	0	0.000000000	3
2014	L	TTX	MARINE TURTLE (UNIDENTIFIED)	95	2	0.000182	0	0.000000000	0
2013	L	TTX	OLIVE RIDLEY TURTLE	98	35	0.003197	24	0.002192476	11
2014	L	TTX	OLIVE RIDLEY TURTLE	95	12	0.001090	9	0.000817142	2
2015	L	TTX	OLIVE RIDLEY TURTLE	77	26	0.003905	23	0.003454421	2

## NOTES

1. The source data is the WCPFC Regional Observer Programme (ROP) Database.
2. There is a backlog of data yet to be provided and processed, mainly for 2014 and 2015.
3. The WCPFC Data rules (<https://www.wcpfc.int/doc/data-02/rules-and-procedures-protection-access-and-dissemination-data-compiled-commission>) related to the dissemination of WCPFC data in the public domain have been applied; that is, summarized data representing the activities of less than three vessels have been removed.
4. Where the observed capture rate is '0.000000' but the number of captures is greater than zero (0), this means that the capture rate is smaller than the significant figures provided in this table (i.e. <0.0000005). This also applies to the observed mortality rates and number of mortalities.
5. The addition of the mortalities and live releases will often not equal the captures (i.e. interactions with the gear) since the observer (for one reason or the other) may not have recorded the FATE and the CONDITION of every encounter.

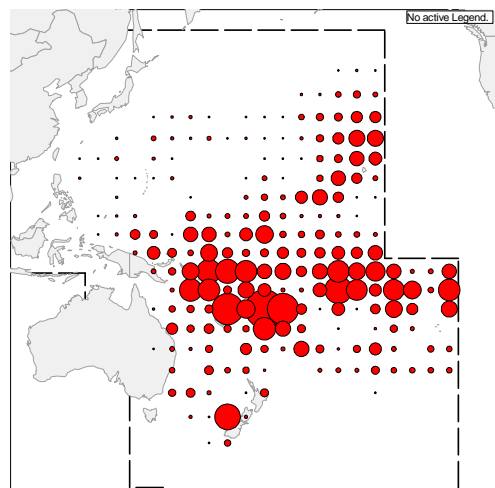
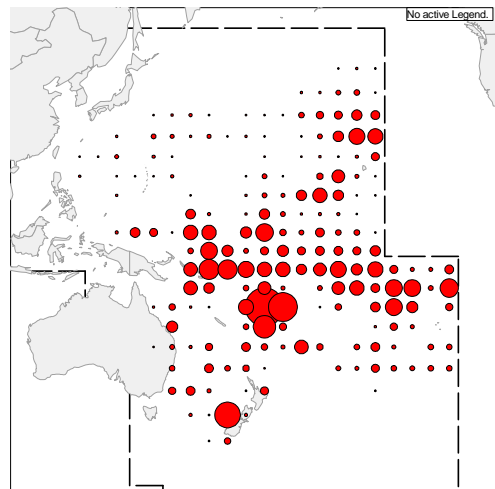
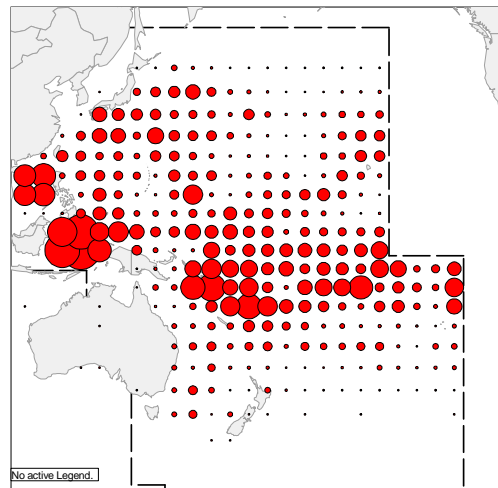
**Table 3. Observed and estimated captures/mortalities for key bycatch species groups by year for the WCPFC PURSE SEINE fishery**

Calendar Year	Fishery	Species Category	Species (or group)	Number of vessels with observer data	Number of sets observed	Observed Captures (number)	Observed Capture Rate (per set)	Observed Mortalities (number)	Observed Mortality rate (per set)	Observed Live Releases
2013	S	SHK	BIGEYE THRESHER SHARK	246	36833	5	0.000135748	0	N/A	0
2014	S	SHK	BIGEYE THRESHER SHARK	243	32106	5	0.000155734	0	N/A	0
2015	S	SHK	BIGEYE THRESHER SHARK	231	22015	5	0.000227118	0	N/A	0
2013	S	SHK	BLUE SHARK	246	36833	17	0.000461543	0	N/A	0
2014	S	SHK	BLUE SHARK	243	32106	10	0.000311468	0	N/A	0
2015	S	SHK	BLUE SHARK	231	22015	9	0.000408812	0	N/A	0
2013	S	SHK	GREAT HAMMERHEAD	246	36833	15	0.000407244	0	N/A	0
2014	S	SHK	GREAT HAMMERHEAD	243	32106	13	0.000404909	0	N/A	0
2015	S	SHK	GREAT HAMMERHEAD	231	22015	30	0.001362707	0	N/A	0
2013	S	SHK	HAMMERHEAD SHARKS	246	36833	4	0.000108598	0	N/A	0
2013	S	SHK	LONG FIN MAKO SHARK	246	36833	2	0.000054299	0	N/A	2
2014	S	SHK	LONG FIN MAKO SHARK	243	32106	19	0.000591790	1	N/A	0
2015	S	SHK	LONG FIN MAKO SHARK	231	22015	3	0.000136271	0	N/A	0
2013	S	SHK	MAKO SHARKS	246	36833	4	0.000108598	0	N/A	0
2013	S	SHK	OCEANIC WHITETIP SHARK	246	36833	315	0.008552114	4	N/A	8
2014	S	SHK	OCEANIC WHITETIP SHARK	243	32106	360	0.011212857	32	N/A	27
2015	S	SHK	OCEANIC WHITETIP SHARK	231	22015	229	0.010401999	25	N/A	40
2013	S	SHK	OTHERS	246	36833	4621	0.125458149	1	N/A	3
2014	S	SHK	OTHERS	243	32106	2897	0.090232355	1	N/A	2
2015	S	SHK	OTHERS	231	22015	1939	0.088076312	2	N/A	1
2013	S	SHK	PELAGIC THRESHER SHARK	246	36833	5	0.000135748	0	N/A	0
2014	S	SHK	PELAGIC THRESHER SHARK	243	32106	3	0.000093440	0	N/A	0
2015	S	SHK	PELAGIC THRESHER SHARK	231	22015	4	0.000181694	0	N/A	0
2013	S	SHK	SCALLOPED HAMMERHEAD	246	36833	9	0.000244346	0	N/A	0
2014	S	SHK	SCALLOPED HAMMERHEAD	243	32106	20	0.000622937	0	N/A	0
2015	S	SHK	SCALLOPED HAMMERHEAD	231	22015	10	0.000454236	0	N/A	0
2013	S	SHK	SHORT FIN MAKO SHARK	246	36833	8	0.000217197	0	N/A	0
2014	S	SHK	SHORT FIN MAKO SHARK	243	32106	7	0.000218028	0	N/A	0
2015	S	SHK	SHORT FIN MAKO SHARK	231	22015	33	0.001498978	0	N/A	0
2013	S	SHK	SILKY SHARK	246	36833	42653	1.158010480	1	N/A	1
2014	S	SHK	SILKY SHARK	243	32106	30690	0.955896094	153	N/A	51
2015	S	SHK	SILKY SHARK	231	22015	17070	0.775380422	822	N/A	275
2013	S	SHK	SMOOTH HAMMERHEAD	246	36833	8	0.000217197	0	N/A	0
2014	S	SHK	SMOOTH HAMMERHEAD	243	32106	7	0.000218028	0	N/A	0
2013	S	SHK	THRESHER SHARK (VULPINUS)	246	36833	4	0.000108598	0	N/A	0
2014	S	SHK	THRESHER SHARK (VULPINUS)	243	32106	8	0.000249175	0	N/A	0

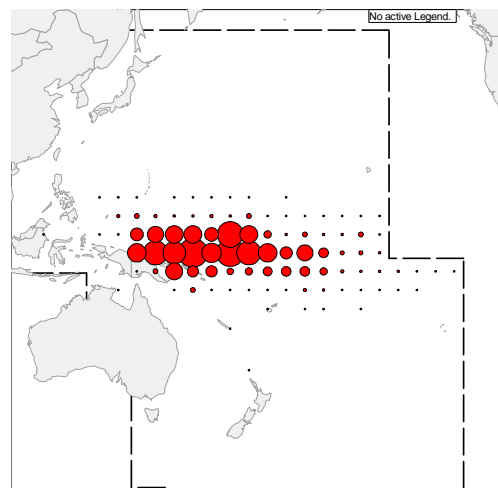
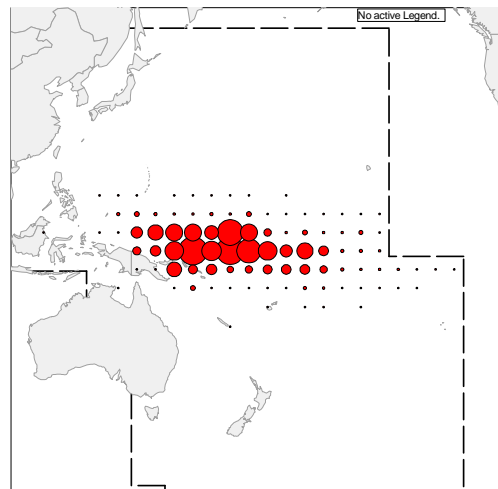
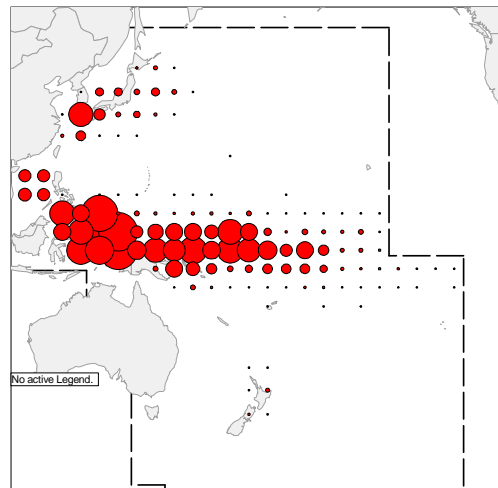
Calendar Year	Fishery	Species Category	Species (or group)	Number of vessels with observer data	Number of sets observed	Observed Captures (number)	Observed Capture Rate (per set)	Observed Mortalities (number)	Observed Mortality rate (per set)	Observed Live Releases
2015	S	SHK	THRESHER SHARK (VULPINUS)	231	22015	4	0.000181694	0	N/A	0
2013	S	SHK	THRESHER SHARKS	246	36833	3	0.000081449	0	N/A	0
2014	S	SHK	THRESHER SHARKS	243	32106	1	0.000031147	0	N/A	0
2013	S	SHK	WHALE SHARK	246	36833	388	0.010534032	16	N/A	124
2014	S	SHK	WHALE SHARK	243	32106	334	0.010403040	8	N/A	84
2015	S	SHK	WHALE SHARK	231	22015	272	0.012355212	6	N/A	42
2013	S	TTX	FLATBACK TURTLE	246	36833	9	0.000244346	2	N/A	4
2014	S	TTX	FLATBACK TURTLE	243	32106	4	0.000124587	2	N/A	2
2015	S	TTX	FLATBACK TURTLE	231	22015	6	0.000272541	0	N/A	2
2013	S	TTX	GREEN TURTLE	246	36833	112	0.003040752	5	N/A	51
2014	S	TTX	GREEN TURTLE	243	32106	76	0.002367159	8	N/A	35
2015	S	TTX	GREEN TURTLE	231	22015	45	0.002044061	4	N/A	31
2013	S	TTX	HAWKSBILL TURTLE	246	36833	75	0.002036218	4	N/A	40
2014	S	TTX	HAWKSBILL TURTLE	243	32106	62	0.001931103	4	N/A	22
2015	S	TTX	HAWKSBILL TURTLE	231	22015	40	0.001816943	2	N/A	9
2013	S	TTX	LEATHERBACK TURTLE	246	36833	19	0.000515842	1	N/A	8
2014	S	TTX	LEATHERBACK TURTLE	243	32106	12	0.000373762	0	N/A	5
2015	S	TTX	LEATHERBACK TURTLE	231	22015	10	0.000454236	1	N/A	3
2013	S	TTX	LOGGERHEAD TURTLE	246	36833	72	0.001954769	5	N/A	37
2014	S	TTX	LOGGERHEAD TURTLE	243	32106	51	0.001588488	7	N/A	21
2015	S	TTX	LOGGERHEAD TURTLE	231	22015	36	0.001635249	2	N/A	21
2014	S	TTX	MARINE TURTLE (UNIDENTIFIED)	243	32106	4	0.000124587	0	N/A	2
2013	S	TTX	OLIVE RIDLEY TURTLE	246	36833	102	0.002769256	8	N/A	45
2014	S	TTX	OLIVE RIDLEY TURTLE	243	32106	61	0.001899956	9	N/A	27
2015	S	TTX	OLIVE RIDLEY TURTLE	231	22015	44	0.001998637	2	N/A	22

## NOTES

1. The source data is the WCPFC Regional Observer Programme (ROP) Database;
2. There is a backlog of data yet to be provided and processed, mainly for 2014 and 2015;
3. The WCPFC Data rules (<https://www.wcpfc.int/doc/data-02/rules-and-procedures-protection-access-and-dissemination-data-compiled-commission>) related to the dissemination of WCPFC data in the public domain have been applied; that is, summarized data representing the activities of less than three vessels have been removed;
4. Where the observed capture rate is '0.000000' but the number of captures is greater than zero (0), this means that the capture rate is smaller than the significant figures provided in this table (i.e. <0.0000005). This also applies to the observed mortality rates and number of mortalities;
5. The sum of the mortalities and live releases will often not equal the captures (i.e. interactions with the gear) since the observer (for one reason or the other) may not have recorded the FATE and the CONDITION of every encounter;
6. For the purse seine fishery, information on the condition of the landed and released catch (e.g. mortalities) are collected by observers on the GEN-2 form only which does not currently align to the set information so obtaining a valid mortality rate is not yet possible. The mortality rate is therefore listed as 'N/A' until such time as data forms can be revised. The need for a link between the GEN-2 form and the PS-3 form was highlighted by Clarke and Gilman (2015) and has subsequently been agreed by the Commission (Anon, 2015). The change on forms is yet to be implemented but should be in place for data from 2017.



**Figure 1. Distribution of total effort in the WCPFC longline fishery in 2013/2014 (top), total observed effort in the WCPFC ROP database (middle) and, total observed effort in the SPC observer data holdings (bottom)**



**Figure 2. Distribution of total effort in the WCPFC purse seine fishery in 2013/2014 (top), total observed effort in the WCPFC ROP database (middle) and, total observed effort in the SPC observer data holdings (bottom)**

**Table 4. Observed and estimated captures/mortalities for key bycatch species groups by year and area for the WCPFC LONGLINE fishery**

Calendar Year	Fishery	LATITUDE (5° cell)	LONGITUDE (5° cell)	Species Category	Species (or group)	Number of vessels with observer data	Observed Captures (number)	Observed Capture Rate (per 1000 hooks)	Observed Mortalities (number)	Observed Mortality rate (per 1000 hooks)	Observed Live Releases
2013	L	-17.5	-177.5	BRD	GIANT PETRELS	18	1	0.002219042	0	0.000000000	0
2013	L	-17.5	-147.5	BRD	GIANT PETRELS	15	5	0.026556616	5	0.026556616	0
2014	L	-17.5	-152.5	BRD	GIANT PETRELS	7	1	0.013785118	1	0.013785118	0
2014	L	-17.5	-147.5	BRD	GIANT PETRELS	12	3	0.014104372	3	0.014104372	0
2014	L	-17.5	177.5	BRD	GIANT PETRELS	32	1	0.000671222	1	0.000671222	0
2014	L	-12.5	-147.5	BRD	GIANT PETRELS	11	1	0.005400443	0	0.000000000	1
2014	L	-12.5	-142.5	BRD	GIANT PETRELS	10	1	0.006128690	0	0.000000000	0
2014	L	2.5	162.5	BRD	GIANT PETRELS	5	2	0.008036453	1	0.004018227	0
2015	L	-17.5	-152.5	BRD	GIANT PETRELS	5	1	0.026941833	1	0.026941833	0
2015	L	-17.5	-147.5	BRD	GIANT PETRELS	9	3	0.022293893	3	0.022293893	0
2015	L	-12.5	-147.5	BRD	GIANT PETRELS	10	2	0.010965153	0	0.000000000	0
2014	L	-22.5	177.5	BRD	OTHER ALBATROSSES	20	2	0.003815811	2	0.003815811	0
2014	L	-17.5	-147.5	BRD	OTHER ALBATROSSES	12	1	0.004701457	0	0.000000000	0
2014	L	27.5	-167.5	BRD	OTHER ALBATROSSES	3	6	0.213272669	1	0.035545445	5
2014	L	32.5	-167.5	BRD	OTHER ALBATROSSES	3	1	0.018457677	1	0.018457677	0
2014	L	32.5	-162.5	BRD	OTHER ALBATROSSES	3	3	0.045953067	1	0.015317689	2
2014	L	32.5	-157.5	BRD	OTHER ALBATROSSES	3	1	0.009310640	0	0.000000000	1
2014	L	32.5	-152.5	BRD	OTHER ALBATROSSES	3	2	0.032947844	0	0.000000000	2
2015	L	-22.5	172.5	BRD	OTHER ALBATROSSES	14	1	0.003286576	1	0.003286576	0
2013	L	-17.5	-152.5	BRD	OTHERS	10	1	0.013386881	0	0.000000000	0
2013	L	-17.5	-147.5	BRD	OTHERS	15	3	0.015933970	2	0.010622646	0
2013	L	-12.5	-157.5	BRD	OTHERS	3	1	0.018956268	0	0.000000000	1
2014	L	-22.5	-177.5	BRD	OTHERS	8	1	0.016398281	1	0.016398281	0
2014	L	-22.5	172.5	BRD	OTHERS	6	1	0.017978821	1	0.017978821	0
2014	L	-22.5	177.5	BRD	OTHERS	20	1	0.001907905	1	0.001907905	0
2014	L	-17.5	-152.5	BRD	OTHERS	7	2	0.027570235	1	0.013785118	0
2014	L	-17.5	-147.5	BRD	OTHERS	12	1	0.004701457	1	0.004701457	0
2013	L	-22.5	-177.5	SHK	BIGEYE THRESHER SHARK	3	2	0.083015109	0	0.000000000	2
2013	L	-17.5	-177.5	SHK	BIGEYE THRESHER SHARK	18	2	0.004438083	0	0.000000000	2
2013	L	-17.5	-162.5	SHK	BIGEYE THRESHER SHARK	3	2	0.032145555	0	0.000000000	0
2013	L	-17.5	-152.5	SHK	BIGEYE THRESHER SHARK	10	1	0.013386881	0	0.000000000	1
2013	L	-17.5	-142.5	SHK	BIGEYE THRESHER SHARK	6	3	0.035518091	1	0.011839364	1
2013	L	-17.5	177.5	SHK	BIGEYE THRESHER SHARK	25	22	0.021154355	9	0.008654054	12
2013	L	-12.5	-167.5	SHK	BIGEYE THRESHER SHARK	3	7	0.210355501	1	0.030050786	6
2013	L	-12.5	-162.5	SHK	BIGEYE THRESHER SHARK	3	3	0.050950222	0	0.000000000	2
2013	L	-12.5	-152.5	SHK	BIGEYE THRESHER SHARK	5	6	0.071868337	0	0.000000000	6
2013	L	-12.5	-147.5	SHK	BIGEYE THRESHER SHARK	16	9	0.042712936	0	0.000000000	4
2013	L	-12.5	-132.5	SHK	BIGEYE THRESHER SHARK	4	3	0.010232273	1	0.003410758	0
2013	L	-12.5	162.5	SHK	BIGEYE THRESHER SHARK	8	2	0.011987749	1	0.005993874	1
2013	L	-12.5	177.5	SHK	BIGEYE THRESHER SHARK	4	2	0.014448779	0	0.000000000	1

Calendar Year	Fishery	LATITUDE (5° cell)	LONGITUDE (5° cell)	Species Category	Species (or group)	Number of vessels with observer data	Observed Captures (number)	Observed Capture Rate (per 1000 hooks)	Observed Mortalities (number)	Observed Mortality rate (per 1000 hooks)	Observed Live Releases
2013	L	-7.5	-177.5	SHK	BIGEYE THRESHER SHARK	8	4	0.018158872	2	0.009079436	1
2013	L	-7.5	-172.5	SHK	BIGEYE THRESHER SHARK	6	1	0.007350185	1	0.007350185	0
2013	L	-7.5	-167.5	SHK	BIGEYE THRESHER SHARK	6	1	0.006590437	0	0.000000000	1
2013	L	-7.5	-162.5	SHK	BIGEYE THRESHER SHARK	8	1	0.010284363	0	0.000000000	1
2013	L	-7.5	-157.5	SHK	BIGEYE THRESHER SHARK	5	3	0.052790878	0	0.000000000	3
2013	L	-7.5	-142.5	SHK	BIGEYE THRESHER SHARK	4	11	0.604694629	2	0.109944478	0
2013	L	-7.5	162.5	SHK	BIGEYE THRESHER SHARK	12	4	0.009812387	1	0.002453097	0
2013	L	-7.5	172.5	SHK	BIGEYE THRESHER SHARK	11	3	0.010668260	2	0.007112173	0
2013	L	-7.5	177.5	SHK	BIGEYE THRESHER SHARK	3	3	0.028306427	0	0.000000000	0
2013	L	-2.5	-172.5	SHK	BIGEYE THRESHER SHARK	3	1	0.028532299	0	0.000000000	0
2013	L	-2.5	-152.5	SHK	BIGEYE THRESHER SHARK	5	1	0.009905011	0	0.000000000	1
2013	L	-2.5	162.5	SHK	BIGEYE THRESHER SHARK	12	5	0.043993946	1	0.008798789	0
2013	L	2.5	-172.5	SHK	BIGEYE THRESHER SHARK	3	3	0.066496731	2	0.044331154	1
2013	L	2.5	-167.5	SHK	BIGEYE THRESHER SHARK	4	2	0.017551712	1	0.008775856	0
2013	L	2.5	-162.5	SHK	BIGEYE THRESHER SHARK	3	12	0.756000756	0	0.000000000	12
2013	L	2.5	172.5	SHK	BIGEYE THRESHER SHARK	7	4	0.021964385	2	0.010982192	0
2013	L	2.5	177.5	SHK	BIGEYE THRESHER SHARK	12	9	0.026952402	4	0.011978845	0
2013	L	7.5	-177.5	SHK	BIGEYE THRESHER SHARK	4	12	0.329588838	0	0.000000000	1
2013	L	7.5	177.5	SHK	BIGEYE THRESHER SHARK	7	35	0.266626038	12	0.091414642	3
2013	L	12.5	-172.5	SHK	BIGEYE THRESHER SHARK	3	14	0.084907663	4	0.024259332	8
2013	L	12.5	-167.5	SHK	BIGEYE THRESHER SHARK	4	333	1.817884048	86	0.469483568	242
2013	L	12.5	-162.5	SHK	BIGEYE THRESHER SHARK	3	487	6.767084457	82	1.139426952	403
2013	L	12.5	177.5	SHK	BIGEYE THRESHER SHARK	4	1	0.031894874	0	0.000000000	0
2014	L	-22.5	177.5	SHK	BIGEYE THRESHER SHARK	20	3	0.005723716	0	0.000000000	3
2014	L	-17.5	-177.5	SHK	BIGEYE THRESHER SHARK	12	1	0.001877814	0	0.000000000	1
2014	L	-17.5	-152.5	SHK	BIGEYE THRESHER SHARK	7	2	0.027570235	0	0.000000000	0
2014	L	-17.5	-147.5	SHK	BIGEYE THRESHER SHARK	12	2	0.009402915	0	0.000000000	2
2014	L	-17.5	177.5	SHK	BIGEYE THRESHER SHARK	32	10	0.006712216	2	0.001342443	7
2014	L	-12.5	-157.5	SHK	BIGEYE THRESHER SHARK	4	4	0.017171435	0	0.000000000	0
2014	L	-12.5	-152.5	SHK	BIGEYE THRESHER SHARK	3	7	0.152605189	0	0.000000000	6
2014	L	-12.5	-147.5	SHK	BIGEYE THRESHER SHARK	11	3	0.016201329	0	0.000000000	1
2014	L	-12.5	-142.5	SHK	BIGEYE THRESHER SHARK	10	4	0.024514761	1	0.006128690	3
2014	L	-7.5	162.5	SHK	BIGEYE THRESHER SHARK	4	4	0.034453354	1	0.008613339	0
2014	L	-2.5	-172.5	SHK	BIGEYE THRESHER SHARK	5	1	0.014025442	1	0.014025442	0
2014	L	-2.5	-162.5	SHK	BIGEYE THRESHER SHARK	7	1	0.013799004	0	0.000000000	1
2014	L	-2.5	162.5	SHK	BIGEYE THRESHER SHARK	4	10	0.038527331	1	0.003852733	2
2014	L	-2.5	167.5	SHK	BIGEYE THRESHER SHARK	3	7	0.062069944	3	0.026601405	2
2014	L	-2.5	177.5	SHK	BIGEYE THRESHER SHARK	5	5	0.074360500	1	0.014872100	4
2014	L	2.5	-162.5	SHK	BIGEYE THRESHER SHARK	3	4	0.107178264	0	0.000000000	4
2014	L	2.5	142.5	SHK	BIGEYE THRESHER SHARK	3	5	0.033687274	0	0.000000000	0
2014	L	2.5	147.5	SHK	BIGEYE THRESHER SHARK	3	1	0.009702144	0	0.000000000	0
2014	L	2.5	157.5	SHK	BIGEYE THRESHER SHARK	4	3	0.011433275	1	0.003811092	0



Calendar Year	Fishery	LATITUDE (5° cell)	LONGITUDE (5° cell)	Species Category	Species (or group)	Number of vessels with observer data	Observed Captures (number)	Observed Capture Rate (per 1000 hooks)	Observed Mortalities (number)	Observed Mortality rate (per 1000 hooks)	Observed Live Releases
2014	L	2.5	162.5	SHK	BIGEYE THRESHER SHARK	5	6	0.024109360	1	0.004018227	2
2014	L	7.5	157.5	SHK	BIGEYE THRESHER SHARK	3	2	0.015417704	2	0.015417704	0
2014	L	12.5	177.5	SHK	BIGEYE THRESHER SHARK	3	1	0.065997888	0	0.000000000	1
2014	L	27.5	-167.5	SHK	BIGEYE THRESHER SHARK	3	2	0.071090890	1	0.035545445	1
2014	L	32.5	-167.5	SHK	BIGEYE THRESHER SHARK	3	12	0.221492119	5	0.092288383	7
2014	L	32.5	-162.5	SHK	BIGEYE THRESHER SHARK	3	17	0.260400711	3	0.045953067	14
2014	L	32.5	-157.5	SHK	BIGEYE THRESHER SHARK	3	12	0.111727682	2	0.018621280	10
2014	L	32.5	-152.5	SHK	BIGEYE THRESHER SHARK	3	7	0.115317452	2	0.032947844	5
2015	L	-22.5	-177.5	SHK	BIGEYE THRESHER SHARK	8	1	0.011432230	0	0.000000000	1
2015	L	-22.5	172.5	SHK	BIGEYE THRESHER SHARK	14	1	0.003286576	0	0.000000000	1
2015	L	-22.5	177.5	SHK	BIGEYE THRESHER SHARK	23	2	0.002908444	1	0.001454222	0
2015	L	-17.5	-177.5	SHK	BIGEYE THRESHER SHARK	22	14	0.027739196	4	0.007925485	8
2015	L	-17.5	-147.5	SHK	BIGEYE THRESHER SHARK	9	2	0.014862595	0	0.000000000	2
2015	L	-17.5	-142.5	SHK	BIGEYE THRESHER SHARK	5	2	0.040955911	1	0.020477955	1
2015	L	-17.5	-132.5	SHK	BIGEYE THRESHER SHARK	3	1	0.009413714	0	0.000000000	0
2015	L	-17.5	172.5	SHK	BIGEYE THRESHER SHARK	18	1	0.002883881	1	0.002883881	0
2015	L	-17.5	177.5	SHK	BIGEYE THRESHER SHARK	45	14	0.008164670	3	0.001749572	11
2015	L	-12.5	-147.5	SHK	BIGEYE THRESHER SHARK	10	4	0.021930305	0	0.000000000	3
2015	L	-12.5	177.5	SHK	BIGEYE THRESHER SHARK	21	3	0.005800038	1	0.001933346	2
2015	L	-7.5	-177.5	SHK	BIGEYE THRESHER SHARK	3	1	0.031421838	0	0.000000000	1
2015	L	-7.5	-167.5	SHK	BIGEYE THRESHER SHARK	3	1	0.011486859	0	0.000000000	0
2013	L	-32.5	-132.5	SHK	BLUE SHARK	3	20	0.412634880	0	0.000000000	0
2013	L	-27.5	-172.5	SHK	BLUE SHARK	3	12	0.347816005	1	0.028984667	3
2013	L	-22.5	-177.5	SHK	BLUE SHARK	3	29	1.203719077	0	0.000000000	29
2013	L	-22.5	-147.5	SHK	BLUE SHARK	4	16	0.234164618	1	0.014635289	15
2013	L	-22.5	177.5	SHK	BLUE SHARK	6	50	0.447107216	4	0.035768577	40
2013	L	-17.5	-177.5	SHK	BLUE SHARK	18	64	0.142018662	8	0.017752333	53
2013	L	-17.5	-167.5	SHK	BLUE SHARK	3	2	0.583260426	0	0.000000000	2
2013	L	-17.5	-162.5	SHK	BLUE SHARK	3	5	0.080363888	0	0.000000000	1
2013	L	-17.5	-152.5	SHK	BLUE SHARK	10	6	0.080321285	0	0.000000000	3
2013	L	-17.5	-147.5	SHK	BLUE SHARK	15	25	0.132783080	2	0.010622646	14
2013	L	-17.5	-142.5	SHK	BLUE SHARK	6	26	0.307823451	2	0.023678727	1
2013	L	-17.5	-132.5	SHK	BLUE SHARK	4	6	0.293097553	1	0.048849592	0
2013	L	-17.5	172.5	SHK	BLUE SHARK	7	124	1.099602724	8	0.070942111	107
2013	L	-17.5	177.5	SHK	BLUE SHARK	25	297	0.285583788	34	0.032693094	251
2013	L	-12.5	-177.5	SHK	BLUE SHARK	4	2	0.075671585	0	0.000000000	2
2013	L	-12.5	-167.5	SHK	BLUE SHARK	3	37	1.111879076	1	0.030050786	36
2013	L	-12.5	-162.5	SHK	BLUE SHARK	3	16	0.271734515	0	0.000000000	3
2013	L	-12.5	-157.5	SHK	BLUE SHARK	3	2	0.037912536	0	0.000000000	0
2013	L	-12.5	-152.5	SHK	BLUE SHARK	5	10	0.119780562	1	0.011978056	8
2013	L	-12.5	-147.5	SHK	BLUE SHARK	16	32	0.151868216	2	0.009491764	9
2013	L	-12.5	-142.5	SHK	BLUE SHARK	10	9	0.039876295	4	0.017722798	1

Calendar Year	Fishery	LATITUDE (5° cell)	LONGITUDE (5° cell)	Species Category	Species (or group)	Number of vessels with observer data	Observed Captures (number)	Observed Capture Rate (per 1000 hooks)	Observed Mortalities (number)	Observed Mortality rate (per 1000 hooks)	Observed Live Releases
2013	L	-12.5	-137.5	SHK	BLUE SHARK	3	46	1.724590410	18	0.674839726	0
2013	L	-12.5	-132.5	SHK	BLUE SHARK	4	130	0.443398479	45	0.153484089	0
2013	L	-12.5	157.5	SHK	BLUE SHARK	8	20	0.091179729	6	0.027353919	2
2013	L	-12.5	162.5	SHK	BLUE SHARK	8	8	0.047950994	1	0.005993874	2
2013	L	-12.5	177.5	SHK	BLUE SHARK	4	19	0.137263401	1	0.007224390	11
2013	L	-7.5	-177.5	SHK	BLUE SHARK	8	40	0.181588720	2	0.009079436	4
2013	L	-7.5	-172.5	SHK	BLUE SHARK	6	47	0.345458688	0	0.000000000	0
2013	L	-7.5	-167.5	SHK	BLUE SHARK	6	20	0.131808746	0	0.000000000	9
2013	L	-7.5	-162.5	SHK	BLUE SHARK	8	28	0.287962154	3	0.030853088	5
2013	L	-7.5	-157.5	SHK	BLUE SHARK	5	49	0.862251003	1	0.017596959	5
2013	L	-7.5	-152.5	SHK	BLUE SHARK	5	39	0.164858159	10	0.042271323	0
2013	L	-7.5	-142.5	SHK	BLUE SHARK	4	17	0.934528063	0	0.000000000	0
2013	L	-7.5	157.5	SHK	BLUE SHARK	12	8	0.032655994	1	0.004081999	0
2013	L	-7.5	162.5	SHK	BLUE SHARK	12	6	0.014718581	1	0.002453097	1
2013	L	-7.5	167.5	SHK	BLUE SHARK	10	15	0.038251645	3	0.007650329	0
2013	L	-7.5	172.5	SHK	BLUE SHARK	11	12	0.042673039	1	0.003556087	0
2013	L	-7.5	177.5	SHK	BLUE SHARK	3	18	0.169838559	3	0.028306427	0
2013	L	-2.5	-177.5	SHK	BLUE SHARK	7	25	0.263210537	1	0.010528421	1
2013	L	-2.5	-172.5	SHK	BLUE SHARK	3	13	0.370919881	1	0.028532299	0
2013	L	-2.5	-167.5	SHK	BLUE SHARK	4	13	0.342465753	0	0.000000000	0
2013	L	-2.5	-162.5	SHK	BLUE SHARK	5	17	0.304043782	0	0.000000000	0
2013	L	-2.5	-152.5	SHK	BLUE SHARK	5	4	0.039620044	0	0.000000000	0
2013	L	-2.5	162.5	SHK	BLUE SHARK	12	13	0.114384261	1	0.008798789	1
2013	L	-2.5	167.5	SHK	BLUE SHARK	9	14	0.216990344	0	0.000000000	0
2013	L	-2.5	172.5	SHK	BLUE SHARK	7	32	1.663028791	1	0.051969650	1
2013	L	-2.5	177.5	SHK	BLUE SHARK	9	39	0.899840797	5	0.115364205	4
2013	L	2.5	-177.5	SHK	BLUE SHARK	5	11	0.158180066	3	0.043140018	0
2013	L	2.5	-172.5	SHK	BLUE SHARK	3	27	0.598470575	4	0.088662307	0
2013	L	2.5	-167.5	SHK	BLUE SHARK	4	35	0.307154955	7	0.061430991	0
2013	L	2.5	-162.5	SHK	BLUE SHARK	3	35	2.205002205	0	0.000000000	35
2013	L	2.5	162.5	SHK	BLUE SHARK	5	25	0.705855780	0	0.000000000	2
2013	L	2.5	172.5	SHK	BLUE SHARK	7	53	0.291028098	10	0.054910962	1
2013	L	2.5	177.5	SHK	BLUE SHARK	12	45	0.134762010	1	0.002994711	1
2013	L	7.5	-177.5	SHK	BLUE SHARK	4	10	0.274657365	0	0.000000000	0
2013	L	7.5	177.5	SHK	BLUE SHARK	7	53	0.403748000	5	0.038089434	2
2013	L	12.5	-172.5	SHK	BLUE SHARK	3	271	1.643569761	34	0.206204324	76
2013	L	12.5	-167.5	SHK	BLUE SHARK	4	1107	6.043236161	74	0.403974233	925
2013	L	12.5	-162.5	SHK	BLUE SHARK	3	561	7.795347803	26	0.361281716	498
2013	L	12.5	177.5	SHK	BLUE SHARK	4	75	2.392115587	1	0.031894874	0
2013	L	22.5	132.5	SHK	BLUE SHARK	3	9	3.750000000	0	0.000000000	0
2013	L	22.5	137.5	SHK	BLUE SHARK	3	10	0.452693526	0	0.000000000	0
2014	L	-27.5	-177.5	SHK	BLUE SHARK	3	7	0.620017715	0	0.000000000	0

Calendar Year	Fishery	LATITUDE (5° cell)	LONGITUDE (5° cell)	Species Category	Species (or group)	Number of vessels with observer data	Observed Captures (number)	Observed Capture Rate (per 1000 hooks)	Observed Mortalities (number)	Observed Mortality rate (per 1000 hooks)	Observed Live Releases
2014	L	-27.5	-172.5	SHK	BLUE SHARK	3	100	0.452396571	0	0.000000000	0
2014	L	-27.5	172.5	SHK	BLUE SHARK	3	148	1.253376919	3	0.025406289	0
2014	L	-27.5	177.5	SHK	BLUE SHARK	3	22	0.347326376	0	0.000000000	0
2014	L	-22.5	-177.5	SHK	BLUE SHARK	8	8	0.131186252	0	0.000000000	7
2014	L	-22.5	172.5	SHK	BLUE SHARK	6	15	0.269682314	0	0.000000000	15
2014	L	-22.5	177.5	SHK	BLUE SHARK	20	206	0.393028514	19	0.036250203	162
2014	L	-17.5	-177.5	SHK	BLUE SHARK	12	72	0.135202635	9	0.016900329	57
2014	L	-17.5	-152.5	SHK	BLUE SHARK	7	36	0.496264233	0	0.000000000	14
2014	L	-17.5	-147.5	SHK	BLUE SHARK	12	76	0.357310766	4	0.018805830	49
2014	L	-17.5	-142.5	SHK	BLUE SHARK	8	49	0.448176197	3	0.027439359	45
2014	L	-17.5	172.5	SHK	BLUE SHARK	12	39	0.191684811	7	0.034404966	23
2014	L	-17.5	177.5	SHK	BLUE SHARK	32	256	0.171832724	25	0.016780539	203
2014	L	-12.5	-157.5	SHK	BLUE SHARK	4	44	0.188885788	3	0.012878576	11
2014	L	-12.5	-152.5	SHK	BLUE SHARK	3	22	0.479616307	2	0.043601482	13
2014	L	-12.5	-147.5	SHK	BLUE SHARK	11	46	0.248420370	5	0.027002214	22
2014	L	-12.5	-142.5	SHK	BLUE SHARK	10	52	0.318691892	41	0.251276300	11
2014	L	-12.5	-132.5	SHK	BLUE SHARK	3	161	0.961326033	77	0.459764624	0
2014	L	-12.5	177.5	SHK	BLUE SHARK	8	10	0.089323198	1	0.008932320	6
2014	L	-7.5	-177.5	SHK	BLUE SHARK	4	4	0.073222523	1	0.018305631	2
2014	L	-7.5	-172.5	SHK	BLUE SHARK	4	16	0.759445605	0	0.000000000	0
2014	L	-7.5	-167.5	SHK	BLUE SHARK	9	18	0.200091153	2	0.022232350	7
2014	L	-7.5	-162.5	SHK	BLUE SHARK	10	134	0.507354751	21	0.079510819	3
2014	L	-7.5	-157.5	SHK	BLUE SHARK	6	40	0.327072618	5	0.040884077	1
2014	L	-7.5	-152.5	SHK	BLUE SHARK	4	71	0.832795730	38	0.445721659	0
2014	L	-7.5	-147.5	SHK	BLUE SHARK	3	60	0.923261575	34	0.523181559	0
2014	L	-7.5	162.5	SHK	BLUE SHARK	4	3	0.025840016	0	0.000000000	0
2014	L	-7.5	172.5	SHK	BLUE SHARK	4	9	0.124043829	0	0.000000000	1
2014	L	-2.5	-177.5	SHK	BLUE SHARK	5	23	0.250258419	2	0.021761602	0
2014	L	-2.5	-172.5	SHK	BLUE SHARK	5	20	0.280508843	1	0.014025442	0
2014	L	-2.5	-167.5	SHK	BLUE SHARK	7	34	0.366877441	3	0.032371539	0
2014	L	-2.5	-162.5	SHK	BLUE SHARK	7	48	0.662352178	7	0.096593026	2
2014	L	-2.5	-157.5	SHK	BLUE SHARK	4	21	0.303017185	1	0.014429390	0
2014	L	-2.5	162.5	SHK	BLUE SHARK	4	64	0.246574920	8	0.030821865	0
2014	L	-2.5	167.5	SHK	BLUE SHARK	3	44	0.390153933	3	0.026601405	9
2014	L	-2.5	177.5	SHK	BLUE SHARK	5	8	0.118976800	0	0.000000000	2
2014	L	2.5	-162.5	SHK	BLUE SHARK	3	32	0.857426114	4	0.107178264	15
2014	L	2.5	142.5	SHK	BLUE SHARK	3	69	0.464884385	18	0.121274187	0
2014	L	2.5	147.5	SHK	BLUE SHARK	3	38	0.368681479	12	0.116425730	0
2014	L	2.5	157.5	SHK	BLUE SHARK	4	20	0.076221836	1	0.003811092	15
2014	L	2.5	162.5	SHK	BLUE SHARK	5	4	0.016072907	1	0.004018227	1
2014	L	7.5	157.5	SHK	BLUE SHARK	3	1	0.007708852	0	0.000000000	1
2014	L	12.5	177.5	SHK	BLUE SHARK	3	18	1.187961985	0	0.000000000	2

Calendar Year	Fishery	LATITUDE (5° cell)	LONGITUDE (5° cell)	Species Category	Species (or group)	Number of vessels with observer data	Observed Captures (number)	Observed Capture Rate (per 1000 hooks)	Observed Mortalities (number)	Observed Mortality rate (per 1000 hooks)	Observed Live Releases
2014	L	27.5	-167.5	SHK	BLUE SHARK	3	423	15.035723172	13	0.462090783	399
2014	L	32.5	-167.5	SHK	BLUE SHARK	3	676	12.477389346	60	1.107460593	616
2014	L	32.5	-162.5	SHK	BLUE SHARK	3	1270	19.453464861	61	0.934379021	1193
2014	L	32.5	-157.5	SHK	BLUE SHARK	3	1232	11.470708726	61	0.567949052	1162
2014	L	32.5	-152.5	SHK	BLUE SHARK	3	883	14.546472933	77	1.268491977	804
2015	L	-22.5	-177.5	SHK	BLUE SHARK	8	60	0.685933785	4	0.045728919	50
2015	L	-22.5	172.5	SHK	BLUE SHARK	14	176	0.578437430	4	0.013146305	156
2015	L	-22.5	177.5	SHK	BLUE SHARK	23	302	0.439174991	20	0.029084436	275
2015	L	-17.5	-177.5	SHK	BLUE SHARK	22	135	0.267485105	9	0.017832340	118
2015	L	-17.5	-152.5	SHK	BLUE SHARK	5	21	0.565778484	4	0.107767330	17
2015	L	-17.5	-147.5	SHK	BLUE SHARK	9	30	0.222938930	3	0.022293893	27
2015	L	-17.5	-142.5	SHK	BLUE SHARK	5	23	0.470992976	2	0.040955911	20
2015	L	-17.5	-132.5	SHK	BLUE SHARK	3	31	0.291825131	0	0.000000000	0
2015	L	-17.5	172.5	SHK	BLUE SHARK	18	136	0.392207755	7	0.020187164	127
2015	L	-17.5	177.5	SHK	BLUE SHARK	45	441	0.257187096	14	0.008164670	397
2015	L	-12.5	-147.5	SHK	BLUE SHARK	10	26	0.142546986	3	0.016447729	21
2015	L	-12.5	-142.5	SHK	BLUE SHARK	10	60	0.261283074	2	0.008709436	54
2015	L	-12.5	172.5	SHK	BLUE SHARK	10	5	0.055977251	0	0.000000000	4
2015	L	-12.5	177.5	SHK	BLUE SHARK	21	93	0.179801175	14	0.027066844	77
2015	L	-7.5	-177.5	SHK	BLUE SHARK	3	4	0.125687353	0	0.000000000	4
2015	L	-7.5	-167.5	SHK	BLUE SHARK	3	6	0.068921154	2	0.022973718	4
2015	L	-7.5	177.5	SHK	BLUE SHARK	3	2	0.044885318	0	0.000000000	2
2013	L	-22.5	177.5	SHK	GREAT HAMMERHEAD	6	3	0.026826433	1	0.008942144	1
2013	L	-17.5	-177.5	SHK	GREAT HAMMERHEAD	18	1	0.002219042	1	0.002219042	0
2013	L	-17.5	-152.5	SHK	GREAT HAMMERHEAD	10	1	0.013386881	1	0.013386881	0
2013	L	-17.5	177.5	SHK	GREAT HAMMERHEAD	25	7	0.006730931	3	0.002884685	4
2013	L	-12.5	157.5	SHK	GREAT HAMMERHEAD	8	1	0.004558986	1	0.004558986	0
2013	L	-7.5	157.5	SHK	GREAT HAMMERHEAD	12	1	0.004081999	0	0.000000000	0
2013	L	-7.5	177.5	SHK	GREAT HAMMERHEAD	3	1	0.009435476	1	0.009435476	0
2013	L	7.5	177.5	SHK	GREAT HAMMERHEAD	7	2	0.015235774	1	0.007617887	1
2014	L	-22.5	177.5	SHK	GREAT HAMMERHEAD	20	1	0.001907905	1	0.001907905	0
2014	L	-17.5	-177.5	SHK	GREAT HAMMERHEAD	12	1	0.001877814	0	0.000000000	1
2015	L	-22.5	177.5	SHK	GREAT HAMMERHEAD	23	1	0.001454222	0	0.000000000	1
2015	L	-17.5	-177.5	SHK	GREAT HAMMERHEAD	22	2	0.003962742	1	0.001981371	0
2015	L	-17.5	177.5	SHK	GREAT HAMMERHEAD	45	2	0.001166381	0	0.000000000	1
2013	L	-17.5	-177.5	SHK	LONG FIN MAKO SHARK	18	22	0.048818915	2	0.004438083	17
2013	L	-17.5	-162.5	SHK	LONG FIN MAKO SHARK	3	6	0.096436665	0	0.000000000	0
2013	L	-17.5	-147.5	SHK	LONG FIN MAKO SHARK	15	1	0.005311323	0	0.000000000	1
2013	L	-17.5	-142.5	SHK	LONG FIN MAKO SHARK	6	1	0.011839364	0	0.000000000	0
2013	L	-17.5	172.5	SHK	LONG FIN MAKO SHARK	7	1	0.008867764	0	0.000000000	1
2013	L	-17.5	177.5	SHK	LONG FIN MAKO SHARK	25	27	0.025962163	8	0.007692493	11
2013	L	-12.5	-167.5	SHK	LONG FIN MAKO SHARK	3	1	0.030050786	0	0.000000000	0

Calendar Year	Fishery	LATITUDE (5° cell)	LONGITUDE (5° cell)	Species Category	Species (or group)	Number of vessels with observer data	Observed Captures (number)	Observed Capture Rate (per 1000 hooks)	Observed Mortalities (number)	Observed Mortality rate (per 1000 hooks)	Observed Live Releases
2013	L	-12.5	-162.5	SHK	LONG FIN MAKO SHARK	3	8	0.135867258	0	0.000000000	2
2013	L	-12.5	-157.5	SHK	LONG FIN MAKO SHARK	3	1	0.018956268	0	0.000000000	0
2013	L	-12.5	-152.5	SHK	LONG FIN MAKO SHARK	5	1	0.011978056	0	0.000000000	1
2013	L	-12.5	-147.5	SHK	LONG FIN MAKO SHARK	16	1	0.004745882	0	0.000000000	1
2013	L	-12.5	-142.5	SHK	LONG FIN MAKO SHARK	10	2	0.008861399	0	0.000000000	1
2013	L	-12.5	157.5	SHK	LONG FIN MAKO SHARK	8	6	0.027353919	3	0.013676959	0
2013	L	-12.5	162.5	SHK	LONG FIN MAKO SHARK	8	1	0.005993874	1	0.005993874	0
2013	L	-12.5	177.5	SHK	LONG FIN MAKO SHARK	4	1	0.007224390	1	0.007224390	0
2013	L	-7.5	-177.5	SHK	LONG FIN MAKO SHARK	8	1	0.004539718	1	0.004539718	0
2013	L	-7.5	-162.5	SHK	LONG FIN MAKO SHARK	8	1	0.010284363	0	0.000000000	1
2013	L	-7.5	-157.5	SHK	LONG FIN MAKO SHARK	5	5	0.087984796	0	0.000000000	5
2013	L	-7.5	-142.5	SHK	LONG FIN MAKO SHARK	4	5	0.274861195	1	0.054972239	0
2013	L	-7.5	157.5	SHK	LONG FIN MAKO SHARK	12	1	0.004081999	1	0.004081999	0
2013	L	-7.5	162.5	SHK	LONG FIN MAKO SHARK	12	5	0.012265484	2	0.004906194	1
2013	L	-7.5	167.5	SHK	LONG FIN MAKO SHARK	10	1	0.002550110	0	0.000000000	0
2013	L	-7.5	172.5	SHK	LONG FIN MAKO SHARK	11	1	0.003556087	0	0.000000000	0
2013	L	-7.5	177.5	SHK	LONG FIN MAKO SHARK	3	1	0.009435476	0	0.000000000	1
2013	L	-2.5	-177.5	SHK	LONG FIN MAKO SHARK	7	1	0.010528421	0	0.000000000	1
2013	L	-2.5	-172.5	SHK	LONG FIN MAKO SHARK	3	1	0.028532299	0	0.000000000	0
2013	L	-2.5	-162.5	SHK	LONG FIN MAKO SHARK	5	1	0.017884928	0	0.000000000	1
2013	L	-2.5	162.5	SHK	LONG FIN MAKO SHARK	12	4	0.035195157	0	0.000000000	0
2013	L	-2.5	172.5	SHK	LONG FIN MAKO SHARK	7	4	0.207878599	1	0.051969650	0
2013	L	-2.5	177.5	SHK	LONG FIN MAKO SHARK	9	2	0.046145682	0	0.000000000	0
2013	L	2.5	-172.5	SHK	LONG FIN MAKO SHARK	3	2	0.044331154	2	0.044331154	0
2013	L	2.5	-167.5	SHK	LONG FIN MAKO SHARK	4	2	0.017551712	2	0.017551712	0
2013	L	2.5	-162.5	SHK	LONG FIN MAKO SHARK	3	1	0.063000063	0	0.000000000	1
2013	L	2.5	162.5	SHK	LONG FIN MAKO SHARK	5	1	0.028234231	0	0.000000000	1
2013	L	2.5	177.5	SHK	LONG FIN MAKO SHARK	12	3	0.008984134	0	0.000000000	0
2013	L	7.5	-177.5	SHK	LONG FIN MAKO SHARK	4	2	0.054931473	0	0.000000000	0
2013	L	7.5	177.5	SHK	LONG FIN MAKO SHARK	7	5	0.038089434	0	0.000000000	4
2013	L	12.5	-172.5	SHK	LONG FIN MAKO SHARK	3	3	0.018194499	1	0.006064833	2
2013	L	12.5	-167.5	SHK	LONG FIN MAKO SHARK	4	8	0.043672890	1	0.005459111	7
2013	L	12.5	-162.5	SHK	LONG FIN MAKO SHARK	3	1	0.013895451	0	0.000000000	1
2013	L	12.5	177.5	SHK	LONG FIN MAKO SHARK	4	3	0.095684623	2	0.063789749	1
2014	L	-27.5	177.5	SHK	LONG FIN MAKO SHARK	3	1	0.015787563	0	0.000000000	1
2014	L	-17.5	-177.5	SHK	LONG FIN MAKO SHARK	12	16	0.030045030	4	0.007511257	4
2014	L	-17.5	-152.5	SHK	LONG FIN MAKO SHARK	7	10	0.137851176	2	0.027570235	8
2014	L	-17.5	-147.5	SHK	LONG FIN MAKO SHARK	12	14	0.065820404	0	0.000000000	11
2014	L	-17.5	-142.5	SHK	LONG FIN MAKO SHARK	8	11	0.100610983	0	0.000000000	11
2014	L	-17.5	177.5	SHK	LONG FIN MAKO SHARK	32	19	0.012753210	2	0.001342443	13
2014	L	-12.5	-157.5	SHK	LONG FIN MAKO SHARK	4	7	0.030050012	1	0.004292859	6
2014	L	-12.5	-152.5	SHK	LONG FIN MAKO SHARK	3	5	0.109003706	1	0.021800741	4

Calendar Year	Fishery	LATITUDE (5° cell)	LONGITUDE (5° cell)	Species Category	Species (or group)	Number of vessels with observer data	Observed Captures (number)	Observed Capture Rate (per 1000 hooks)	Observed Mortalities (number)	Observed Mortality rate (per 1000 hooks)	Observed Live Releases
2014	L	-12.5	-147.5	SHK	LONG FIN MAKO SHARK	11	2	0.010800886	1	0.005400443	1
2014	L	-12.5	-142.5	SHK	LONG FIN MAKO SHARK	10	3	0.018386071	0	0.000000000	3
2014	L	-7.5	-167.5	SHK	LONG FIN MAKO SHARK	9	3	0.033348525	0	0.000000000	3
2014	L	-7.5	-162.5	SHK	LONG FIN MAKO SHARK	10	3	0.011358688	0	0.000000000	3
2014	L	-7.5	-157.5	SHK	LONG FIN MAKO SHARK	6	1	0.008176815	0	0.000000000	1
2014	L	-7.5	162.5	SHK	LONG FIN MAKO SHARK	4	2	0.017226677	0	0.000000000	2
2014	L	-2.5	162.5	SHK	LONG FIN MAKO SHARK	4	3	0.011558199	0	0.000000000	3
2014	L	-2.5	167.5	SHK	LONG FIN MAKO SHARK	3	5	0.044335674	1	0.008867135	4
2014	L	-2.5	177.5	SHK	LONG FIN MAKO SHARK	5	3	0.044616300	0	0.000000000	1
2014	L	2.5	-162.5	SHK	LONG FIN MAKO SHARK	3	1	0.026794566	0	0.000000000	1
2014	L	2.5	142.5	SHK	LONG FIN MAKO SHARK	3	4	0.026949819	0	0.000000000	1
2014	L	2.5	157.5	SHK	LONG FIN MAKO SHARK	4	3	0.011433275	0	0.000000000	3
2014	L	7.5	157.5	SHK	LONG FIN MAKO SHARK	3	9	0.069379669	0	0.000000000	9
2014	L	12.5	177.5	SHK	LONG FIN MAKO SHARK	3	1	0.065997888	0	0.000000000	1
2014	L	32.5	-162.5	SHK	LONG FIN MAKO SHARK	3	12	0.183812266	3	0.045953067	8
2014	L	32.5	-152.5	SHK	LONG FIN MAKO SHARK	3	1	0.016473922	1	0.016473922	0
2015	L	-22.5	172.5	SHK	LONG FIN MAKO SHARK	14	4	0.013146305	0	0.000000000	4
2015	L	-22.5	177.5	SHK	LONG FIN MAKO SHARK	23	11	0.015996440	2	0.002908444	9
2015	L	-17.5	-177.5	SHK	LONG FIN MAKO SHARK	22	3	0.005944113	0	0.000000000	3
2015	L	-17.5	-152.5	SHK	LONG FIN MAKO SHARK	5	1	0.026941833	0	0.000000000	1
2015	L	-17.5	-147.5	SHK	LONG FIN MAKO SHARK	9	7	0.052019084	1	0.007431298	6
2015	L	-17.5	172.5	SHK	LONG FIN MAKO SHARK	18	3	0.008651642	0	0.000000000	3
2015	L	-17.5	177.5	SHK	LONG FIN MAKO SHARK	45	21	0.012247005	1	0.000583191	19
2015	L	-12.5	-147.5	SHK	LONG FIN MAKO SHARK	10	2	0.010965153	0	0.000000000	2
2015	L	-12.5	-142.5	SHK	LONG FIN MAKO SHARK	10	6	0.026128307	0	0.000000000	6
2015	L	-12.5	172.5	SHK	LONG FIN MAKO SHARK	10	1	0.011195450	1	0.011195450	0
2015	L	-12.5	177.5	SHK	LONG FIN MAKO SHARK	21	8	0.015466768	0	0.000000000	8
2015	L	-7.5	-177.5	SHK	LONG FIN MAKO SHARK	3	2	0.062843676	1	0.031421838	1
2015	L	-7.5	-167.5	SHK	LONG FIN MAKO SHARK	3	2	0.022973718	2	0.022973718	0
2015	L	-7.5	177.5	SHK	LONG FIN MAKO SHARK	3	8	0.179541272	1	0.022442659	7
2014	L	27.5	-167.5	SHK	MAKO SHARKS	3	1	0.035545445	0	0.000000000	1
2014	L	32.5	-162.5	SHK	MAKO SHARKS	3	3	0.045953067	1	0.015317689	2
2014	L	32.5	-157.5	SHK	MAKO SHARKS	3	2	0.018621280	1	0.009310640	1
2013	L	-22.5	-177.5	SHK	OCEANIC WHITETIP SHARK	3	3	0.124522663	0	0.000000000	3
2013	L	-22.5	-147.5	SHK	OCEANIC WHITETIP SHARK	4	4	0.058541154	1	0.014635289	3
2013	L	-22.5	177.5	SHK	OCEANIC WHITETIP SHARK	6	1	0.008942144	1	0.008942144	0
2013	L	-17.5	-177.5	SHK	OCEANIC WHITETIP SHARK	18	19	0.042161790	4	0.008876166	14
2013	L	-17.5	-167.5	SHK	OCEANIC WHITETIP SHARK	3	1	0.291630213	0	0.000000000	0
2013	L	-17.5	-162.5	SHK	OCEANIC WHITETIP SHARK	3	1	0.016072778	0	0.000000000	0
2013	L	-17.5	-152.5	SHK	OCEANIC WHITETIP SHARK	10	1	0.013386881	0	0.000000000	1
2013	L	-17.5	-147.5	SHK	OCEANIC WHITETIP SHARK	15	6	0.031867939	4	0.021245293	2
2013	L	-17.5	-142.5	SHK	OCEANIC WHITETIP SHARK	6	4	0.047357454	0	0.000000000	0

Calendar Year	Fishery	LATITUDE (5° cell)	LONGITUDE (5° cell)	Species Category	Species (or group)	Number of vessels with observer data	Observed Captures (number)	Observed Capture Rate (per 1000 hooks)	Observed Mortalities (number)	Observed Mortality rate (per 1000 hooks)	Observed Live Releases
2013	L	-17.5	177.5	SHK	OCEANIC WHITETIP SHARK	25	37	0.035577778	17	0.016346547	16
2013	L	-12.5	-177.5	SHK	OCEANIC WHITETIP SHARK	4	1	0.037835793	0	0.000000000	1
2013	L	-12.5	-167.5	SHK	OCEANIC WHITETIP SHARK	3	1	0.030050786	0	0.000000000	1
2013	L	-12.5	-162.5	SHK	OCEANIC WHITETIP SHARK	3	9	0.152850665	1	0.016983407	3
2013	L	-12.5	-157.5	SHK	OCEANIC WHITETIP SHARK	3	3	0.056868804	0	0.000000000	1
2013	L	-12.5	-152.5	SHK	OCEANIC WHITETIP SHARK	5	2	0.023956112	1	0.011978056	1
2013	L	-12.5	-147.5	SHK	OCEANIC WHITETIP SHARK	16	5	0.023729409	1	0.004745882	2
2013	L	-12.5	-142.5	SHK	OCEANIC WHITETIP SHARK	10	6	0.026584197	2	0.008861399	3
2013	L	-12.5	-132.5	SHK	OCEANIC WHITETIP SHARK	4	3	0.010232273	3	0.010232273	0
2013	L	-12.5	157.5	SHK	OCEANIC WHITETIP SHARK	8	12	0.054707837	2	0.009117973	2
2013	L	-12.5	162.5	SHK	OCEANIC WHITETIP SHARK	8	1	0.005993874	0	0.000000000	0
2013	L	-12.5	172.5	SHK	OCEANIC WHITETIP SHARK	4	2	0.060459492	1	0.030229746	1
2013	L	-12.5	177.5	SHK	OCEANIC WHITETIP SHARK	4	3	0.021673169	1	0.007224390	2
2013	L	-7.5	-177.5	SHK	OCEANIC WHITETIP SHARK	8	5	0.022698590	2	0.009079436	1
2013	L	-7.5	-172.5	SHK	OCEANIC WHITETIP SHARK	6	1	0.007350185	1	0.007350185	0
2013	L	-7.5	-167.5	SHK	OCEANIC WHITETIP SHARK	6	27	0.177941806	2	0.013180875	24
2013	L	-7.5	-162.5	SHK	OCEANIC WHITETIP SHARK	8	11	0.113127989	3	0.030853088	8
2013	L	-7.5	-157.5	SHK	OCEANIC WHITETIP SHARK	5	9	0.158372633	0	0.000000000	9
2013	L	-7.5	-142.5	SHK	OCEANIC WHITETIP SHARK	4	4	0.219888956	0	0.000000000	0
2013	L	-7.5	157.5	SHK	OCEANIC WHITETIP SHARK	12	2	0.008163998	0	0.000000000	0
2013	L	-7.5	162.5	SHK	OCEANIC WHITETIP SHARK	12	3	0.007359290	0	0.000000000	3
2013	L	-7.5	167.5	SHK	OCEANIC WHITETIP SHARK	10	9	0.022950987	1	0.002550110	8
2013	L	-7.5	172.5	SHK	OCEANIC WHITETIP SHARK	11	5	0.017780433	2	0.007112173	3
2013	L	-7.5	177.5	SHK	OCEANIC WHITETIP SHARK	3	8	0.075483804	2	0.018870951	6
2013	L	-2.5	-177.5	SHK	OCEANIC WHITETIP SHARK	7	3	0.031585264	2	0.021056843	1
2013	L	-2.5	-162.5	SHK	OCEANIC WHITETIP SHARK	5	2	0.035769857	0	0.000000000	2
2013	L	-2.5	-152.5	SHK	OCEANIC WHITETIP SHARK	5	2	0.019810022	1	0.009905011	1
2013	L	-2.5	162.5	SHK	OCEANIC WHITETIP SHARK	12	10	0.087987893	2	0.017597579	8
2013	L	-2.5	167.5	SHK	OCEANIC WHITETIP SHARK	9	2	0.030998621	1	0.015499310	0
2013	L	-2.5	172.5	SHK	OCEANIC WHITETIP SHARK	7	5	0.259848249	0	0.000000000	5
2013	L	-2.5	177.5	SHK	OCEANIC WHITETIP SHARK	9	6	0.138437046	3	0.069218523	3
2013	L	2.5	-172.5	SHK	OCEANIC WHITETIP SHARK	3	1	0.022165577	1	0.022165577	0
2013	L	2.5	-162.5	SHK	OCEANIC WHITETIP SHARK	3	22	1.386001386	2	0.126000126	20
2013	L	2.5	162.5	SHK	OCEANIC WHITETIP SHARK	5	9	0.254108081	1	0.028234231	7
2013	L	2.5	172.5	SHK	OCEANIC WHITETIP SHARK	7	13	0.071384250	3	0.016473289	10
2013	L	2.5	177.5	SHK	OCEANIC WHITETIP SHARK	12	11	0.032941825	2	0.005989423	7
2013	L	7.5	-177.5	SHK	OCEANIC WHITETIP SHARK	4	3	0.082397209	1	0.027465736	1
2013	L	7.5	177.5	SHK	OCEANIC WHITETIP SHARK	7	6	0.045707321	4	0.030471547	2
2013	L	12.5	-172.5	SHK	OCEANIC WHITETIP SHARK	3	4	0.024259332	1	0.006064833	3
2013	L	12.5	-167.5	SHK	OCEANIC WHITETIP SHARK	4	44	0.240200895	12	0.065509335	32
2013	L	12.5	-162.5	SHK	OCEANIC WHITETIP SHARK	3	18	0.250118111	3	0.041686352	15
2014	L	-22.5	-177.5	SHK	OCEANIC WHITETIP SHARK	8	2	0.032796563	0	0.000000000	2

Calendar Year	Fishery	LATITUDE (5° cell)	LONGITUDE (5° cell)	Species Category	Species (or group)	Number of vessels with observer data	Observed Captures (number)	Observed Capture Rate (per 1000 hooks)	Observed Mortalities (number)	Observed Mortality rate (per 1000 hooks)	Observed Live Releases
2014	L	-22.5	177.5	SHK	OCEANIC WHITETIP SHARK	20	2	0.003815811	0	0.000000000	2
2014	L	-17.5	-177.5	SHK	OCEANIC WHITETIP SHARK	12	6	0.011266886	4	0.007511257	2
2014	L	-17.5	-152.5	SHK	OCEANIC WHITETIP SHARK	7	8	0.110280941	2	0.027570235	1
2014	L	-17.5	-147.5	SHK	OCEANIC WHITETIP SHARK	12	17	0.079924777	8	0.037611660	7
2014	L	-17.5	-142.5	SHK	OCEANIC WHITETIP SHARK	8	21	0.192075513	7	0.064025171	14
2014	L	-17.5	177.5	SHK	OCEANIC WHITETIP SHARK	32	9	0.006040994	3	0.002013665	6
2014	L	-12.5	-157.5	SHK	OCEANIC WHITETIP SHARK	4	7	0.030050012	5	0.021464294	2
2014	L	-12.5	-152.5	SHK	OCEANIC WHITETIP SHARK	3	3	0.065402224	2	0.043601482	0
2014	L	-12.5	-147.5	SHK	OCEANIC WHITETIP SHARK	11	9	0.048603986	1	0.005400443	5
2014	L	-12.5	-142.5	SHK	OCEANIC WHITETIP SHARK	10	2	0.012257380	2	0.012257380	0
2014	L	-12.5	177.5	SHK	OCEANIC WHITETIP SHARK	8	1	0.008932320	0	0.000000000	1
2014	L	-7.5	-177.5	SHK	OCEANIC WHITETIP SHARK	4	4	0.073222523	2	0.036611262	2
2014	L	-7.5	-167.5	SHK	OCEANIC WHITETIP SHARK	9	10	0.111161751	3	0.033348525	7
2014	L	-7.5	-162.5	SHK	OCEANIC WHITETIP SHARK	10	4	0.015144918	1	0.003786229	3
2014	L	-7.5	-157.5	SHK	OCEANIC WHITETIP SHARK	6	3	0.024530446	1	0.008176815	2
2014	L	-7.5	162.5	SHK	OCEANIC WHITETIP SHARK	4	1	0.008613339	0	0.000000000	1
2014	L	-7.5	172.5	SHK	OCEANIC WHITETIP SHARK	4	2	0.027565295	0	0.000000000	2
2014	L	-2.5	-177.5	SHK	OCEANIC WHITETIP SHARK	5	2	0.021761602	1	0.010880801	1
2014	L	-2.5	-172.5	SHK	OCEANIC WHITETIP SHARK	5	5	0.070127211	2	0.028050884	3
2014	L	-2.5	-167.5	SHK	OCEANIC WHITETIP SHARK	7	1	0.010790513	0	0.000000000	1
2014	L	-2.5	-162.5	SHK	OCEANIC WHITETIP SHARK	7	3	0.041397011	2	0.027598007	1
2014	L	-2.5	162.5	SHK	OCEANIC WHITETIP SHARK	4	9	0.034674598	0	0.000000000	9
2014	L	-2.5	167.5	SHK	OCEANIC WHITETIP SHARK	3	6	0.053202809	3	0.026601405	3
2014	L	-2.5	177.5	SHK	OCEANIC WHITETIP SHARK	5	2	0.029744200	2	0.029744200	0
2014	L	2.5	-162.5	SHK	OCEANIC WHITETIP SHARK	3	13	0.348329359	0	0.000000000	13
2014	L	2.5	142.5	SHK	OCEANIC WHITETIP SHARK	3	1	0.006737455	0	0.000000000	0
2014	L	2.5	162.5	SHK	OCEANIC WHITETIP SHARK	5	2	0.008036453	1	0.004018227	0
2014	L	32.5	-162.5	SHK	OCEANIC WHITETIP SHARK	3	4	0.061270755	0	0.000000000	4
2014	L	32.5	-157.5	SHK	OCEANIC WHITETIP SHARK	3	1	0.009310640	0	0.000000000	1
2014	L	32.5	-152.5	SHK	OCEANIC WHITETIP SHARK	3	1	0.016473922	1	0.016473922	0
2015	L	-22.5	-177.5	SHK	OCEANIC WHITETIP SHARK	8	1	0.011432230	0	0.000000000	1
2015	L	-22.5	177.5	SHK	OCEANIC WHITETIP SHARK	23	8	0.011633775	1	0.001454222	7
2015	L	-17.5	-177.5	SHK	OCEANIC WHITETIP SHARK	22	13	0.025757825	3	0.005944113	10
2015	L	-17.5	-152.5	SHK	OCEANIC WHITETIP SHARK	5	5	0.134709163	1	0.026941833	4
2015	L	-17.5	-147.5	SHK	OCEANIC WHITETIP SHARK	9	18	0.133763358	6	0.044587786	12
2015	L	-17.5	-142.5	SHK	OCEANIC WHITETIP SHARK	5	8	0.163823644	3	0.061433866	5
2015	L	-17.5	-132.5	SHK	OCEANIC WHITETIP SHARK	3	1	0.009413714	0	0.000000000	0
2015	L	-17.5	172.5	SHK	OCEANIC WHITETIP SHARK	18	2	0.005767761	2	0.005767761	0
2015	L	-17.5	177.5	SHK	OCEANIC WHITETIP SHARK	45	15	0.008747860	4	0.002332763	11
2015	L	-12.5	-147.5	SHK	OCEANIC WHITETIP SHARK	10	12	0.065790916	2	0.010965153	10
2015	L	-12.5	-142.5	SHK	OCEANIC WHITETIP SHARK	10	24	0.104513230	6	0.026128307	13
2015	L	-12.5	172.5	SHK	OCEANIC WHITETIP SHARK	10	2	0.022390900	1	0.011195450	1



Calendar Year	Fishery	LATITUDE (5° cell)	LONGITUDE (5° cell)	Species Category	Species (or group)	Number of vessels with observer data	Observed Captures (number)	Observed Capture Rate (per 1000 hooks)	Observed Mortalities (number)	Observed Mortality rate (per 1000 hooks)	Observed Live Releases
2015	L	-12.5	177.5	SHK	OCEANIC WHITETIP SHARK	21	17	0.032866881	5	0.009666730	12
2015	L	-7.5	-167.5	SHK	OCEANIC WHITETIP SHARK	3	2	0.022973718	1	0.011486859	1
2015	L	-7.5	177.5	SHK	OCEANIC WHITETIP SHARK	3	4	0.089770636	2	0.044885318	2
2013	L	-27.5	-172.5	SHK	OTHERS	3	4	0.115938668	0	0.000000000	4
2013	L	-22.5	-177.5	SHK	OTHERS	3	15	0.622613316	0	0.000000000	15
2013	L	-22.5	177.5	SHK	OTHERS	6	22	0.196727175	0	0.000000000	22
2013	L	-17.5	-177.5	SHK	OTHERS	18	45	0.099856872	6	0.013314250	33
2013	L	-17.5	-167.5	SHK	OTHERS	3	1	0.291630213	0	0.000000000	1
2013	L	-17.5	-162.5	SHK	OTHERS	3	6	0.096436665	0	0.000000000	6
2013	L	-17.5	-152.5	SHK	OTHERS	10	12	0.160642570	2	0.026773762	9
2013	L	-17.5	-147.5	SHK	OTHERS	15	24	0.127471757	4	0.021245293	19
2013	L	-17.5	-142.5	SHK	OTHERS	6	74	0.876112900	2	0.023678727	71
2013	L	-17.5	172.5	SHK	OTHERS	7	39	0.345842792	8	0.070942111	26
2013	L	-17.5	177.5	SHK	OTHERS	25	321	0.308661266	26	0.025000601	285
2013	L	-12.5	-167.5	SHK	OTHERS	3	107	3.215434084	0	0.000000000	106
2013	L	-12.5	-162.5	SHK	OTHERS	3	100	1.698340721	0	0.000000000	96
2013	L	-12.5	-157.5	SHK	OTHERS	3	25	0.473906697	1	0.018956268	24
2013	L	-12.5	-152.5	SHK	OTHERS	5	52	0.622858922	2	0.023956112	50
2013	L	-12.5	-147.5	SHK	OTHERS	16	221	1.048839869	6	0.028475291	208
2013	L	-12.5	-142.5	SHK	OTHERS	10	185	0.819679395	7	0.031014896	164
2013	L	-12.5	-132.5	SHK	OTHERS	4	1	0.003410758	1	0.003410758	0
2013	L	-12.5	157.5	SHK	OTHERS	8	144	0.656494048	6	0.027353919	134
2013	L	-12.5	162.5	SHK	OTHERS	8	51	0.305687587	1	0.005993874	50
2013	L	-12.5	172.5	SHK	OTHERS	4	21	0.634824667	0	0.000000000	21
2013	L	-12.5	177.5	SHK	OTHERS	4	47	0.339546308	1	0.007224390	45
2013	L	-7.5	-177.5	SHK	OTHERS	8	30	0.136191540	0	0.000000000	30
2013	L	-7.5	-172.5	SHK	OTHERS	6	5	0.036750924	0	0.000000000	3
2013	L	-7.5	-167.5	SHK	OTHERS	6	215	1.416944014	0	0.000000000	215
2013	L	-7.5	-162.5	SHK	OTHERS	8	162	1.666066746	0	0.000000000	162
2013	L	-7.5	-157.5	SHK	OTHERS	5	136	2.393186457	1	0.017596959	135
2013	L	-7.5	-152.5	SHK	OTHERS	5	3	0.012681397	0	0.000000000	3
2013	L	-7.5	-142.5	SHK	OTHERS	4	88	4.837557034	2	0.109944478	5
2013	L	-7.5	157.5	SHK	OTHERS	12	100	0.408199920	5	0.020409996	93
2013	L	-7.5	162.5	SHK	OTHERS	12	105	0.257575163	32	0.078499097	59
2013	L	-7.5	167.5	SHK	OTHERS	10	103	0.262661294	1	0.002550110	102
2013	L	-7.5	172.5	SHK	OTHERS	11	85	0.302267361	3	0.010668260	75
2013	L	-7.5	177.5	SHK	OTHERS	3	37	0.349112594	0	0.000000000	35
2013	L	-2.5	-177.5	SHK	OTHERS	7	8	0.084227372	0	0.000000000	8
2013	L	-2.5	-172.5	SHK	OTHERS	3	24	0.684775165	0	0.000000000	21
2013	L	-2.5	-167.5	SHK	OTHERS	4	2	0.052687039	0	0.000000000	2
2013	L	-2.5	-162.5	SHK	OTHERS	5	27	0.482893066	1	0.017884928	26
2013	L	-2.5	-152.5	SHK	OTHERS	5	31	0.307055339	0	0.000000000	30

Calendar Year	Fishery	LATITUDE (5° cell)	LONGITUDE (5° cell)	Species Category	Species (or group)	Number of vessels with observer data	Observed Captures (number)	Observed Capture Rate (per 1000 hooks)	Observed Mortalities (number)	Observed Mortality rate (per 1000 hooks)	Observed Live Releases
2013	L	-2.5	162.5	SHK	OTHERS	12	145	1.275824447	17	0.149579418	97
2013	L	-2.5	167.5	SHK	OTHERS	9	31	0.480478619	0	0.000000000	30
2013	L	-2.5	172.5	SHK	OTHERS	7	24	1.247271593	2	0.103939299	20
2013	L	-2.5	177.5	SHK	OTHERS	9	44	1.015205002	0	0.000000000	44
2013	L	2.5	-177.5	SHK	OTHERS	5	23	0.330740139	6	0.086280036	13
2013	L	2.5	-172.5	SHK	OTHERS	3	23	0.509808268	5	0.110827884	16
2013	L	2.5	-167.5	SHK	OTHERS	4	9	0.078982703	0	0.000000000	9
2013	L	2.5	-162.5	SHK	OTHERS	3	19	1.197001197	0	0.000000000	19
2013	L	2.5	162.5	SHK	OTHERS	5	61	1.722288102	3	0.084702694	44
2013	L	2.5	172.5	SHK	OTHERS	7	146	0.801700043	16	0.087857539	102
2013	L	2.5	177.5	SHK	OTHERS	12	107	0.320434113	9	0.026952402	87
2013	L	7.5	-177.5	SHK	OTHERS	4	18	0.494383257	4	0.109862946	10
2013	L	7.5	177.5	SHK	OTHERS	7	83	0.632284604	15	0.114268302	51
2013	L	12.5	-172.5	SHK	OTHERS	3	3	0.018194499	1	0.006064833	2
2013	L	12.5	-167.5	SHK	OTHERS	4	109	0.595043127	3	0.016377334	102
2013	L	12.5	-162.5	SHK	OTHERS	3	100	1.389545063	4	0.055581803	94
2014	L	-27.5	-172.5	SHK	OTHERS	3	13	0.058811554	0	0.000000000	0
2014	L	-27.5	172.5	SHK	OTHERS	3	8	0.067750104	1	0.008468763	7
2014	L	-27.5	177.5	SHK	OTHERS	3	4	0.063150250	0	0.000000000	4
2014	L	-22.5	-177.5	SHK	OTHERS	8	14	0.229575940	0	0.000000000	14
2014	L	-22.5	172.5	SHK	OTHERS	6	6	0.107872926	1	0.017978821	5
2014	L	-22.5	177.5	SHK	OTHERS	20	159	0.303356960	2	0.003815811	155
2014	L	-17.5	-177.5	SHK	OTHERS	12	99	0.185903623	13	0.024411587	83
2014	L	-17.5	-152.5	SHK	OTHERS	7	47	0.647900527	0	0.000000000	45
2014	L	-17.5	-147.5	SHK	OTHERS	12	76	0.357310766	3	0.014104372	71
2014	L	-17.5	-142.5	SHK	OTHERS	8	6	0.054878718	1	0.009146453	5
2014	L	-17.5	172.5	SHK	OTHERS	12	52	0.255579748	1	0.004914995	51
2014	L	-17.5	177.5	SHK	OTHERS	32	379	0.254392977	4	0.002684886	358
2014	L	-12.5	-157.5	SHK	OTHERS	4	43	0.184592930	0	0.000000000	41
2014	L	-12.5	-152.5	SHK	OTHERS	3	33	0.719424460	1	0.021800741	31
2014	L	-12.5	-147.5	SHK	OTHERS	11	232	1.252902738	11	0.059404871	215
2014	L	-12.5	-142.5	SHK	OTHERS	10	60	0.367721414	4	0.024514761	53
2014	L	-12.5	177.5	SHK	OTHERS	8	55	0.491277590	1	0.008932320	54
2014	L	-7.5	-177.5	SHK	OTHERS	4	21	0.384418247	0	0.000000000	18
2014	L	-7.5	-172.5	SHK	OTHERS	4	12	0.569584204	0	0.000000000	11
2014	L	-7.5	-167.5	SHK	OTHERS	9	48	0.533576407	0	0.000000000	48
2014	L	-7.5	-162.5	SHK	OTHERS	10	8	0.030289836	1	0.003786229	7
2014	L	-7.5	-157.5	SHK	OTHERS	6	7	0.057237708	0	0.000000000	7
2014	L	-7.5	162.5	SHK	OTHERS	4	65	0.559867010	30	0.258400158	35
2014	L	-7.5	172.5	SHK	OTHERS	4	49	0.675349735	0	0.000000000	49
2014	L	-2.5	-177.5	SHK	OTHERS	5	45	0.489636037	0	0.000000000	45
2014	L	-2.5	-172.5	SHK	OTHERS	5	142	1.991612786	18	0.252457959	123

Calendar Year	Fishery	LATITUDE (5° cell)	LONGITUDE (5° cell)	Species Category	Species (or group)	Number of vessels with observer data	Observed Captures (number)	Observed Capture Rate (per 1000 hooks)	Observed Mortalities (number)	Observed Mortality rate (per 1000 hooks)	Observed Live Releases
2014	L	-2.5	-167.5	SHK	OTHERS	7	75	0.809288474	0	0.000000000	75
2014	L	-2.5	-162.5	SHK	OTHERS	7	85	1.172915316	5	0.068995019	80
2014	L	-2.5	162.5	SHK	OTHERS	4	279	1.074912543	60	0.231163988	217
2014	L	-2.5	167.5	SHK	OTHERS	3	92	0.815776406	3	0.026601405	69
2014	L	-2.5	177.5	SHK	OTHERS	5	88	1.308744795	0	0.000000000	86
2014	L	2.5	-162.5	SHK	OTHERS	3	77	2.063181587	13	0.348329359	59
2014	L	2.5	142.5	SHK	OTHERS	3	22	0.148224007	3	0.020212365	17
2014	L	2.5	147.5	SHK	OTHERS	3	2	0.019404288	1	0.009702144	1
2014	L	2.5	157.5	SHK	OTHERS	4	126	0.480197567	4	0.015244367	115
2014	L	2.5	162.5	SHK	OTHERS	5	162	0.650952722	4	0.016072907	141
2014	L	12.5	177.5	SHK	OTHERS	3	1	0.065997888	0	0.000000000	0
2014	L	27.5	-167.5	SHK	OTHERS	3	6	0.213272669	0	0.000000000	6
2014	L	32.5	-167.5	SHK	OTHERS	3	28	0.516814943	0	0.000000000	28
2014	L	32.5	-162.5	SHK	OTHERS	3	65	0.995649776	10	0.153176889	51
2014	L	32.5	-157.5	SHK	OTHERS	3	56	0.521395851	8	0.074485122	48
2014	L	32.5	-152.5	SHK	OTHERS	3	57	0.939013542	8	0.131791374	47
2015	L	-22.5	-177.5	SHK	OTHERS	8	52	0.594475947	0	0.000000000	32
2015	L	-22.5	172.5	SHK	OTHERS	14	97	0.318797902	2	0.006573153	83
2015	L	-22.5	177.5	SHK	OTHERS	23	284	0.412998998	7	0.010179553	258
2015	L	-17.5	-177.5	SHK	OTHERS	22	185	0.366553662	12	0.023776454	160
2015	L	-17.5	-152.5	SHK	OTHERS	5	23	0.619662149	0	0.000000000	23
2015	L	-17.5	-147.5	SHK	OTHERS	9	47	0.349270990	2	0.014862595	45
2015	L	-17.5	-142.5	SHK	OTHERS	5	46	0.941985952	0	0.000000000	45
2015	L	-17.5	-132.5	SHK	OTHERS	3	21	0.197687992	0	0.000000000	0
2015	L	-17.5	172.5	SHK	OTHERS	18	112	0.322994622	4	0.011535522	104
2015	L	-17.5	177.5	SHK	OTHERS	45	790	0.460720649	37	0.021578056	708
2015	L	-12.5	-147.5	SHK	OTHERS	10	195	1.069102393	6	0.032895458	189
2015	L	-12.5	-142.5	SHK	OTHERS	10	416	1.811562647	6	0.026128307	272
2015	L	-12.5	172.5	SHK	OTHERS	10	21	0.235104454	0	0.000000000	19
2015	L	-12.5	177.5	SHK	OTHERS	21	417	0.806205267	7	0.013533422	393
2015	L	-7.5	-177.5	SHK	OTHERS	3	67	2.105263158	0	0.000000000	67
2015	L	-7.5	-167.5	SHK	OTHERS	3	73	0.838540709	0	0.000000000	73
2015	L	-7.5	177.5	SHK	OTHERS	3	25	0.561066475	0	0.000000000	25
2013	L	-17.5	-177.5	SHK	PELAGIC THRESHER SHARK	18	1	0.002219042	0	0.000000000	1
2013	L	-17.5	-167.5	SHK	PELAGIC THRESHER SHARK	3	1	0.291630213	0	0.000000000	0
2013	L	-17.5	177.5	SHK	PELAGIC THRESHER SHARK	25	4	0.003846246	2	0.001923123	2
2013	L	-12.5	-162.5	SHK	PELAGIC THRESHER SHARK	3	4	0.067933629	0	0.000000000	0
2013	L	-12.5	-157.5	SHK	PELAGIC THRESHER SHARK	3	1	0.018956268	0	0.000000000	0
2013	L	-12.5	-152.5	SHK	PELAGIC THRESHER SHARK	5	3	0.035934169	0	0.000000000	3
2013	L	-12.5	-132.5	SHK	PELAGIC THRESHER SHARK	4	1	0.003410758	1	0.003410758	0
2013	L	-7.5	162.5	SHK	PELAGIC THRESHER SHARK	12	3	0.007359290	1	0.002453097	0
2013	L	-7.5	177.5	SHK	PELAGIC THRESHER SHARK	3	1	0.009435476	1	0.009435476	0

Calendar Year	Fishery	LATITUDE (5° cell)	LONGITUDE (5° cell)	Species Category	Species (or group)	Number of vessels with observer data	Observed Captures (number)	Observed Capture Rate (per 1000 hooks)	Observed Mortalities (number)	Observed Mortality rate (per 1000 hooks)	Observed Live Releases
2013	L	-2.5	-152.5	SHK	PELAGIC THRESHER SHARK	5	2	0.019810022	1	0.009905011	1
2013	L	-2.5	177.5	SHK	PELAGIC THRESHER SHARK	9	1	0.023072841	1	0.023072841	0
2013	L	2.5	-162.5	SHK	PELAGIC THRESHER SHARK	3	3	0.189000189	1	0.063000063	2
2013	L	7.5	177.5	SHK	PELAGIC THRESHER SHARK	7	7	0.053325208	0	0.000000000	2
2013	L	12.5	-167.5	SHK	PELAGIC THRESHER SHARK	4	6	0.032754668	3	0.016377334	3
2013	L	12.5	-162.5	SHK	PELAGIC THRESHER SHARK	3	6	0.083372704	1	0.013895451	5
2014	L	-22.5	177.5	SHK	PELAGIC THRESHER SHARK	20	1	0.001907905	0	0.000000000	0
2014	L	-17.5	-147.5	SHK	PELAGIC THRESHER SHARK	12	5	0.023507287	0	0.000000000	5
2014	L	-17.5	-142.5	SHK	PELAGIC THRESHER SHARK	8	1	0.009146453	1	0.009146453	0
2014	L	-17.5	177.5	SHK	PELAGIC THRESHER SHARK	32	2	0.001342443	0	0.000000000	2
2014	L	-12.5	-157.5	SHK	PELAGIC THRESHER SHARK	4	1	0.004292859	0	0.000000000	1
2014	L	-12.5	-152.5	SHK	PELAGIC THRESHER SHARK	3	1	0.021800741	0	0.000000000	1
2014	L	-12.5	-147.5	SHK	PELAGIC THRESHER SHARK	11	3	0.016201329	3	0.016201329	0
2014	L	-12.5	177.5	SHK	PELAGIC THRESHER SHARK	8	5	0.044661599	2	0.017864640	1
2014	L	-7.5	-157.5	SHK	PELAGIC THRESHER SHARK	6	1	0.008176815	0	0.000000000	1
2014	L	-2.5	177.5	SHK	PELAGIC THRESHER SHARK	5	2	0.029744200	1	0.014872100	1
2014	L	2.5	-162.5	SHK	PELAGIC THRESHER SHARK	3	1	0.026794566	0	0.000000000	1
2014	L	2.5	157.5	SHK	PELAGIC THRESHER SHARK	4	1	0.003811092	0	0.000000000	0
2014	L	7.5	157.5	SHK	PELAGIC THRESHER SHARK	3	3	0.023126556	0	0.000000000	1
2014	L	32.5	-162.5	SHK	PELAGIC THRESHER SHARK	3	1	0.015317689	0	0.000000000	1
2015	L	-22.5	177.5	SHK	PELAGIC THRESHER SHARK	23	3	0.004362665	1	0.001454222	1
2015	L	-17.5	-147.5	SHK	PELAGIC THRESHER SHARK	9	1	0.007431298	1	0.007431298	0
2015	L	-17.5	-142.5	SHK	PELAGIC THRESHER SHARK	5	1	0.020477955	1	0.020477955	0
2015	L	-17.5	177.5	SHK	PELAGIC THRESHER SHARK	45	6	0.003499144	2	0.001166381	3
2015	L	-12.5	-147.5	SHK	PELAGIC THRESHER SHARK	10	3	0.016447729	1	0.005482576	2
2015	L	-12.5	-142.5	SHK	PELAGIC THRESHER SHARK	10	6	0.026128307	4	0.017418872	2
2015	L	-12.5	177.5	SHK	PELAGIC THRESHER SHARK	21	12	0.023200152	10	0.019333460	2
2013	L	-17.5	-177.5	SHK	SCALLOPED HAMMERHEAD	18	2	0.004438083	0	0.000000000	2
2013	L	-17.5	177.5	SHK	SCALLOPED HAMMERHEAD	25	17	0.016346547	4	0.003846246	12
2013	L	-12.5	157.5	SHK	SCALLOPED HAMMERHEAD	8	2	0.009117973	1	0.004558986	1
2013	L	-12.5	162.5	SHK	SCALLOPED HAMMERHEAD	8	1	0.005993874	0	0.000000000	1
2013	L	-7.5	157.5	SHK	SCALLOPED HAMMERHEAD	12	1	0.004081999	1	0.004081999	0
2013	L	-7.5	162.5	SHK	SCALLOPED HAMMERHEAD	12	1	0.002453097	0	0.000000000	0
2013	L	-7.5	167.5	SHK	SCALLOPED HAMMERHEAD	10	1	0.002550110	0	0.000000000	0
2013	L	-2.5	172.5	SHK	SCALLOPED HAMMERHEAD	7	1	0.051969650	1	0.051969650	0
2013	L	2.5	177.5	SHK	SCALLOPED HAMMERHEAD	12	1	0.002994711	1	0.002994711	0
2014	L	-17.5	177.5	SHK	SCALLOPED HAMMERHEAD	32	1	0.000671222	1	0.000671222	0
2014	L	-2.5	162.5	SHK	SCALLOPED HAMMERHEAD	4	1	0.003852733	0	0.000000000	0
2014	L	-2.5	177.5	SHK	SCALLOPED HAMMERHEAD	5	1	0.014872100	0	0.000000000	0
2014	L	2.5	157.5	SHK	SCALLOPED HAMMERHEAD	4	1	0.003811092	0	0.000000000	1
2015	L	-17.5	-152.5	SHK	SCALLOPED HAMMERHEAD	5	1	0.026941833	1	0.026941833	0
2015	L	-7.5	-167.5	SHK	SCALLOPED HAMMERHEAD	3	1	0.011486859	1	0.011486859	0

Calendar Year	Fishery	LATITUDE (5° cell)	LONGITUDE (5° cell)	Species Category	Species (or group)	Number of vessels with observer data	Observed Captures (number)	Observed Capture Rate (per 1000 hooks)	Observed Mortalities (number)	Observed Mortality rate (per 1000 hooks)	Observed Live Releases
2013	L	-32.5	-132.5	SHK	SHORT FIN MAKO SHARK	3	3	0.061895232	0	0.000000000	0
2013	L	-27.5	-172.5	SHK	SHORT FIN MAKO SHARK	3	1	0.028984667	0	0.000000000	0
2013	L	-22.5	-177.5	SHK	SHORT FIN MAKO SHARK	3	2	0.083015109	0	0.000000000	2
2013	L	-22.5	-147.5	SHK	SHORT FIN MAKO SHARK	4	17	0.248799906	10	0.146352886	7
2013	L	-22.5	177.5	SHK	SHORT FIN MAKO SHARK	6	8	0.071537155	1	0.008942144	7
2013	L	-17.5	-177.5	SHK	SHORT FIN MAKO SHARK	18	75	0.166428120	27	0.059914123	28
2013	L	-17.5	-167.5	SHK	SHORT FIN MAKO SHARK	3	1	0.291630213	0	0.000000000	1
2013	L	-17.5	-162.5	SHK	SHORT FIN MAKO SHARK	3	7	0.112509443	0	0.000000000	0
2013	L	-17.5	-152.5	SHK	SHORT FIN MAKO SHARK	10	4	0.053547523	4	0.053547523	0
2013	L	-17.5	-147.5	SHK	SHORT FIN MAKO SHARK	15	9	0.047801909	3	0.015933970	5
2013	L	-17.5	-142.5	SHK	SHORT FIN MAKO SHARK	6	4	0.047357454	1	0.011839364	2
2013	L	-17.5	-132.5	SHK	SHORT FIN MAKO SHARK	4	1	0.048849592	0	0.000000000	0
2013	L	-17.5	172.5	SHK	SHORT FIN MAKO SHARK	7	7	0.062074347	1	0.008867764	1
2013	L	-17.5	177.5	SHK	SHORT FIN MAKO SHARK	25	184	0.176927330	71	0.068270872	36
2013	L	-12.5	-167.5	SHK	SHORT FIN MAKO SHARK	3	2	0.060101572	1	0.030050786	0
2013	L	-12.5	-162.5	SHK	SHORT FIN MAKO SHARK	3	5	0.084917036	0	0.000000000	0
2013	L	-12.5	-157.5	SHK	SHORT FIN MAKO SHARK	3	5	0.094781339	0	0.000000000	5
2013	L	-12.5	-152.5	SHK	SHORT FIN MAKO SHARK	5	4	0.047912225	2	0.023956112	2
2013	L	-12.5	-147.5	SHK	SHORT FIN MAKO SHARK	16	5	0.023729409	3	0.014237645	1
2013	L	-12.5	-142.5	SHK	SHORT FIN MAKO SHARK	10	2	0.008861399	1	0.004430699	1
2013	L	-12.5	-132.5	SHK	SHORT FIN MAKO SHARK	4	3	0.010232273	0	0.000000000	0
2013	L	-12.5	157.5	SHK	SHORT FIN MAKO SHARK	8	13	0.059266824	4	0.018235946	1
2013	L	-12.5	162.5	SHK	SHORT FIN MAKO SHARK	8	2	0.011987749	2	0.011987749	0
2013	L	-12.5	177.5	SHK	SHORT FIN MAKO SHARK	4	3	0.021673169	1	0.007224390	0
2013	L	-7.5	-177.5	SHK	SHORT FIN MAKO SHARK	8	3	0.013619154	1	0.004539718	1
2013	L	-7.5	-172.5	SHK	SHORT FIN MAKO SHARK	6	6	0.044101109	3	0.022050555	0
2013	L	-7.5	-167.5	SHK	SHORT FIN MAKO SHARK	6	2	0.013180875	1	0.006590437	0
2013	L	-7.5	-162.5	SHK	SHORT FIN MAKO SHARK	8	1	0.010284363	1	0.010284363	0
2013	L	-7.5	-157.5	SHK	SHORT FIN MAKO SHARK	5	2	0.035193918	0	0.000000000	2
2013	L	-7.5	-142.5	SHK	SHORT FIN MAKO SHARK	4	1	0.054972239	0	0.000000000	1
2013	L	-7.5	157.5	SHK	SHORT FIN MAKO SHARK	12	2	0.008163998	0	0.000000000	0
2013	L	-7.5	162.5	SHK	SHORT FIN MAKO SHARK	12	6	0.014718581	3	0.007359290	0
2013	L	-7.5	172.5	SHK	SHORT FIN MAKO SHARK	11	4	0.014224346	1	0.003556087	0
2013	L	-7.5	177.5	SHK	SHORT FIN MAKO SHARK	3	1	0.009435476	1	0.009435476	0
2013	L	-2.5	-177.5	SHK	SHORT FIN MAKO SHARK	7	2	0.021056843	0	0.000000000	0
2013	L	-2.5	-162.5	SHK	SHORT FIN MAKO SHARK	5	1	0.017884928	0	0.000000000	1
2013	L	-2.5	-152.5	SHK	SHORT FIN MAKO SHARK	5	3	0.029715033	2	0.019810022	0
2013	L	-2.5	162.5	SHK	SHORT FIN MAKO SHARK	12	1	0.008798789	0	0.000000000	0
2013	L	-2.5	172.5	SHK	SHORT FIN MAKO SHARK	7	2	0.103939299	0	0.000000000	0
2013	L	-2.5	177.5	SHK	SHORT FIN MAKO SHARK	9	3	0.069218523	1	0.023072841	0
2013	L	2.5	172.5	SHK	SHORT FIN MAKO SHARK	7	1	0.005491096	0	0.000000000	1
2013	L	2.5	177.5	SHK	SHORT FIN MAKO SHARK	12	5	0.014973557	1	0.002994711	0

Calendar Year	Fishery	LATITUDE (5° cell)	LONGITUDE (5° cell)	Species Category	Species (or group)	Number of vessels with observer data	Observed Captures (number)	Observed Capture Rate (per 1000 hooks)	Observed Mortalities (number)	Observed Mortality rate (per 1000 hooks)	Observed Live Releases
2013	L	7.5	177.5	SHK	SHORT FIN MAKO SHARK	7	3	0.022853660	1	0.007617887	0
2013	L	12.5	-172.5	SHK	SHORT FIN MAKO SHARK	3	3	0.018194499	0	0.000000000	3
2013	L	12.5	-167.5	SHK	SHORT FIN MAKO SHARK	4	28	0.152855115	6	0.032754668	22
2013	L	12.5	-162.5	SHK	SHORT FIN MAKO SHARK	3	6	0.083372704	0	0.000000000	6
2013	L	22.5	137.5	SHK	SHORT FIN MAKO SHARK	3	1	0.045269353	0	0.000000000	0
2014	L	-27.5	-177.5	SHK	SHORT FIN MAKO SHARK	3	2	0.177147919	0	0.000000000	0
2014	L	-27.5	-172.5	SHK	SHORT FIN MAKO SHARK	3	14	0.063335520	0	0.000000000	0
2014	L	-27.5	172.5	SHK	SHORT FIN MAKO SHARK	3	12	0.101625156	0	0.000000000	0
2014	L	-27.5	177.5	SHK	SHORT FIN MAKO SHARK	3	7	0.110512938	0	0.000000000	0
2014	L	-22.5	-177.5	SHK	SHORT FIN MAKO SHARK	8	2	0.032796563	1	0.016398281	0
2014	L	-22.5	177.5	SHK	SHORT FIN MAKO SHARK	20	27	0.051513446	8	0.015263243	12
2014	L	-17.5	-177.5	SHK	SHORT FIN MAKO SHARK	12	28	0.052578802	10	0.018778144	11
2014	L	-17.5	-147.5	SHK	SHORT FIN MAKO SHARK	12	7	0.032910202	3	0.014104372	4
2014	L	-17.5	-142.5	SHK	SHORT FIN MAKO SHARK	8	22	0.201221966	7	0.064025171	15
2014	L	-17.5	172.5	SHK	SHORT FIN MAKO SHARK	12	5	0.024574976	1	0.004914995	3
2014	L	-17.5	177.5	SHK	SHORT FIN MAKO SHARK	32	61	0.040944516	18	0.012081988	18
2014	L	-12.5	-157.5	SHK	SHORT FIN MAKO SHARK	4	7	0.030050012	2	0.008585718	5
2014	L	-12.5	-147.5	SHK	SHORT FIN MAKO SHARK	11	13	0.070205757	2	0.010800886	10
2014	L	-12.5	-142.5	SHK	SHORT FIN MAKO SHARK	10	20	0.122573805	0	0.000000000	20
2014	L	-12.5	-132.5	SHK	SHORT FIN MAKO SHARK	3	8	0.047767753	5	0.029854846	0
2014	L	-7.5	-167.5	SHK	SHORT FIN MAKO SHARK	9	1	0.011116175	0	0.000000000	0
2014	L	-7.5	-162.5	SHK	SHORT FIN MAKO SHARK	10	2	0.007572459	1	0.003786229	0
2014	L	-7.5	162.5	SHK	SHORT FIN MAKO SHARK	4	2	0.017226677	2	0.017226677	0
2014	L	-2.5	-167.5	SHK	SHORT FIN MAKO SHARK	7	1	0.010790513	1	0.010790513	0
2014	L	-2.5	-162.5	SHK	SHORT FIN MAKO SHARK	7	1	0.013799004	1	0.013799004	0
2014	L	-2.5	162.5	SHK	SHORT FIN MAKO SHARK	4	4	0.015410933	2	0.007705466	1
2014	L	-2.5	167.5	SHK	SHORT FIN MAKO SHARK	3	1	0.008867135	1	0.008867135	0
2014	L	2.5	-162.5	SHK	SHORT FIN MAKO SHARK	3	1	0.026794566	1	0.026794566	0
2014	L	2.5	157.5	SHK	SHORT FIN MAKO SHARK	4	3	0.011433275	0	0.000000000	0
2014	L	2.5	162.5	SHK	SHORT FIN MAKO SHARK	5	2	0.008036453	0	0.000000000	0
2014	L	7.5	157.5	SHK	SHORT FIN MAKO SHARK	3	2	0.015417704	0	0.000000000	2
2014	L	27.5	-167.5	SHK	SHORT FIN MAKO SHARK	3	50	1.777272243	11	0.390999893	37
2014	L	32.5	-167.5	SHK	SHORT FIN MAKO SHARK	3	49	0.904426151	9	0.166119089	37
2014	L	32.5	-162.5	SHK	SHORT FIN MAKO SHARK	3	106	1.623675020	24	0.367624533	73
2014	L	32.5	-157.5	SHK	SHORT FIN MAKO SHARK	3	168	1.564187554	48	0.446910730	105
2014	L	32.5	-152.5	SHK	SHORT FIN MAKO SHARK	3	135	2.223979441	33	0.543639419	94
2015	L	-22.5	-177.5	SHK	SHORT FIN MAKO SHARK	8	2	0.022864459	1	0.011432230	1
2015	L	-22.5	172.5	SHK	SHORT FIN MAKO SHARK	14	5	0.016432882	2	0.006573153	3
2015	L	-22.5	177.5	SHK	SHORT FIN MAKO SHARK	23	10	0.014542218	4	0.005816887	5
2015	L	-17.5	-177.5	SHK	SHORT FIN MAKO SHARK	22	15	0.029720567	3	0.005944113	11
2015	L	-17.5	-152.5	SHK	SHORT FIN MAKO SHARK	5	1	0.026941833	1	0.026941833	0
2015	L	-17.5	-147.5	SHK	SHORT FIN MAKO SHARK	9	18	0.133763358	2	0.014862595	15

Calendar Year	Fishery	LATITUDE (5° cell)	LONGITUDE (5° cell)	Species Category	Species (or group)	Number of vessels with observer data	Observed Captures (number)	Observed Capture Rate (per 1000 hooks)	Observed Mortalities (number)	Observed Mortality rate (per 1000 hooks)	Observed Live Releases
2015	L	-17.5	-142.5	SHK	SHORT FIN MAKO SHARK	5	8	0.163823644	1	0.020477955	7
2015	L	-17.5	172.5	SHK	SHORT FIN MAKO SHARK	18	7	0.020187164	0	0.000000000	7
2015	L	-17.5	177.5	SHK	SHORT FIN MAKO SHARK	45	89	0.051903972	19	0.011080623	56
2015	L	-12.5	-147.5	SHK	SHORT FIN MAKO SHARK	10	16	0.087721222	2	0.010965153	14
2015	L	-12.5	-142.5	SHK	SHORT FIN MAKO SHARK	10	2	0.008709436	0	0.000000000	1
2015	L	-12.5	172.5	SHK	SHORT FIN MAKO SHARK	10	3	0.033586351	0	0.000000000	3
2015	L	-12.5	177.5	SHK	SHORT FIN MAKO SHARK	21	9	0.017400114	4	0.007733384	4
2015	L	-7.5	-167.5	SHK	SHORT FIN MAKO SHARK	3	2	0.022973718	0	0.000000000	1
2015	L	-7.5	177.5	SHK	SHORT FIN MAKO SHARK	3	1	0.022442659	0	0.000000000	1
2013	L	-22.5	177.5	SHK	SILKY SHARK	6	7	0.062595010	1	0.008942144	5
2013	L	-17.5	-177.5	SHK	SILKY SHARK	18	34	0.075447414	10	0.022190416	20
2013	L	-17.5	-162.5	SHK	SILKY SHARK	3	5	0.080363888	1	0.016072778	1
2013	L	-17.5	-152.5	SHK	SILKY SHARK	10	1	0.013386881	0	0.000000000	0
2013	L	-17.5	-147.5	SHK	SILKY SHARK	15	1	0.005311323	1	0.005311323	0
2013	L	-17.5	-142.5	SHK	SILKY SHARK	6	2	0.023678727	0	0.000000000	0
2013	L	-17.5	172.5	SHK	SILKY SHARK	7	3	0.026603292	1	0.008867764	2
2013	L	-17.5	177.5	SHK	SILKY SHARK	25	48	0.046154956	7	0.006730931	41
2013	L	-12.5	-167.5	SHK	SILKY SHARK	3	10	0.300507858	1	0.030050786	7
2013	L	-12.5	-162.5	SHK	SILKY SHARK	3	14	0.237767701	4	0.067933629	6
2013	L	-12.5	-157.5	SHK	SILKY SHARK	3	7	0.132693875	3	0.056868804	4
2013	L	-12.5	-152.5	SHK	SILKY SHARK	5	1	0.011978056	1	0.011978056	0
2013	L	-12.5	-147.5	SHK	SILKY SHARK	16	3	0.014237645	2	0.009491764	1
2013	L	-12.5	-142.5	SHK	SILKY SHARK	10	1	0.004430699	0	0.000000000	0
2013	L	-12.5	-137.5	SHK	SILKY SHARK	3	2	0.074982192	1	0.037491096	0
2013	L	-12.5	-132.5	SHK	SILKY SHARK	4	3	0.010232273	1	0.003410758	0
2013	L	-12.5	157.5	SHK	SILKY SHARK	8	21	0.095738715	10	0.045589864	4
2013	L	-12.5	162.5	SHK	SILKY SHARK	8	15	0.089908114	6	0.035963246	0
2013	L	-12.5	172.5	SHK	SILKY SHARK	4	3	0.090689238	2	0.060459492	1
2013	L	-12.5	177.5	SHK	SILKY SHARK	4	5	0.036121948	4	0.028897558	0
2013	L	-7.5	-177.5	SHK	SILKY SHARK	8	27	0.122572386	5	0.022698590	5
2013	L	-7.5	-172.5	SHK	SILKY SHARK	6	14	0.102902588	2	0.014700370	0
2013	L	-7.5	-167.5	SHK	SILKY SHARK	6	55	0.362474050	4	0.026361749	43
2013	L	-7.5	-162.5	SHK	SILKY SHARK	8	32	0.329099604	10	0.102843626	20
2013	L	-7.5	-157.5	SHK	SILKY SHARK	5	19	0.334342226	2	0.035193918	15
2013	L	-7.5	-152.5	SHK	SILKY SHARK	5	2	0.008454265	1	0.004227132	0
2013	L	-7.5	157.5	SHK	SILKY SHARK	12	131	0.534741895	48	0.195935962	3
2013	L	-7.5	162.5	SHK	SILKY SHARK	12	168	0.412120261	58	0.142279614	0
2013	L	-7.5	167.5	SHK	SILKY SHARK	10	286	0.729331361	73	0.186158005	4
2013	L	-7.5	172.5	SHK	SILKY SHARK	11	108	0.384057353	42	0.149355637	28
2013	L	-7.5	177.5	SHK	SILKY SHARK	3	26	0.245322363	10	0.094354755	1
2013	L	-2.5	-177.5	SHK	SILKY SHARK	7	23	0.242153694	5	0.052642107	0
2013	L	-2.5	-172.5	SHK	SILKY SHARK	3	14	0.399452180	3	0.085596896	0

Calendar Year	Fishery	LATITUDE (5° cell)	LONGITUDE (5° cell)	Species Category	Species (or group)	Number of vessels with observer data	Observed Captures (number)	Observed Capture Rate (per 1000 hooks)	Observed Mortalities (number)	Observed Mortality rate (per 1000 hooks)	Observed Live Releases
2013	L	-2.5	-167.5	SHK	SILKY SHARK	4	1	0.026343519	1	0.026343519	0
2013	L	-2.5	-152.5	SHK	SILKY SHARK	5	10	0.099050109	3	0.029715033	0
2013	L	-2.5	162.5	SHK	SILKY SHARK	12	61	0.536726146	15	0.131981839	3
2013	L	-2.5	167.5	SHK	SILKY SHARK	9	75	1.162448271	25	0.387482757	0
2013	L	-2.5	172.5	SHK	SILKY SHARK	7	11	0.571666147	3	0.155908949	0
2013	L	-2.5	177.5	SHK	SILKY SHARK	9	19	0.438383978	4	0.092291364	0
2013	L	2.5	-177.5	SHK	SILKY SHARK	5	18	0.258840109	4	0.057520024	0
2013	L	2.5	-172.5	SHK	SILKY SHARK	3	13	0.288152499	3	0.066496731	1
2013	L	2.5	-167.5	SHK	SILKY SHARK	4	18	0.157965406	6	0.052655135	0
2013	L	2.5	-162.5	SHK	SILKY SHARK	3	16	1.008001008	3	0.189000189	10
2013	L	2.5	157.5	SHK	SILKY SHARK	5	32	1.683501684	2	0.105218855	0
2013	L	2.5	162.5	SHK	SILKY SHARK	5	55	1.552882715	2	0.056468462	3
2013	L	2.5	172.5	SHK	SILKY SHARK	7	43	0.236117136	14	0.076875347	3
2013	L	2.5	177.5	SHK	SILKY SHARK	12	80	0.239576907	9	0.026952402	5
2013	L	7.5	-177.5	SHK	SILKY SHARK	4	9	0.247191628	4	0.109862946	1
2013	L	7.5	177.5	SHK	SILKY SHARK	7	32	0.243772378	2	0.015235774	2
2013	L	12.5	-172.5	SHK	SILKY SHARK	3	6	0.036388998	3	0.018194499	1
2013	L	12.5	-167.5	SHK	SILKY SHARK	4	31	0.169232449	9	0.049132001	21
2013	L	12.5	-162.5	SHK	SILKY SHARK	3	9	0.125059056	4	0.055581803	5
2013	L	12.5	177.5	SHK	SILKY SHARK	4	9	0.287053870	0	0.000000000	0
2014	L	-27.5	177.5	SHK	SILKY SHARK	3	3	0.047362688	0	0.000000000	3
2014	L	-22.5	177.5	SHK	SILKY SHARK	20	9	0.017171149	1	0.001907905	6
2014	L	-17.5	-177.5	SHK	SILKY SHARK	12	27	0.050700988	9	0.016900329	14
2014	L	-17.5	-152.5	SHK	SILKY SHARK	7	1	0.013785118	0	0.000000000	1
2014	L	-17.5	-147.5	SHK	SILKY SHARK	12	3	0.014104372	2	0.009402915	1
2014	L	-17.5	-142.5	SHK	SILKY SHARK	8	4	0.036585812	1	0.009146453	3
2014	L	-17.5	177.5	SHK	SILKY SHARK	32	21	0.014095653	6	0.004027329	13
2014	L	-12.5	-157.5	SHK	SILKY SHARK	4	9	0.038635729	2	0.008585718	7
2014	L	-12.5	-147.5	SHK	SILKY SHARK	11	6	0.032402657	3	0.016201329	3
2014	L	-12.5	-142.5	SHK	SILKY SHARK	10	3	0.018386071	1	0.006128690	2
2014	L	-12.5	177.5	SHK	SILKY SHARK	8	28	0.250104955	7	0.062526239	18
2014	L	-7.5	-177.5	SHK	SILKY SHARK	4	1	0.018305631	1	0.018305631	0
2014	L	-7.5	-172.5	SHK	SILKY SHARK	4	2	0.094930701	0	0.000000000	1
2014	L	-7.5	-167.5	SHK	SILKY SHARK	9	28	0.311252904	12	0.133394102	15
2014	L	-7.5	-162.5	SHK	SILKY SHARK	10	10	0.037862295	7	0.026503606	3
2014	L	-7.5	-157.5	SHK	SILKY SHARK	6	8	0.065414524	4	0.032707262	4
2014	L	-7.5	-152.5	SHK	SILKY SHARK	4	5	0.058647587	3	0.035188552	0
2014	L	-7.5	162.5	SHK	SILKY SHARK	4	82	0.706293767	45	0.387600238	15
2014	L	-7.5	172.5	SHK	SILKY SHARK	4	10	0.137826476	2	0.027565295	7
2014	L	-2.5	-177.5	SHK	SILKY SHARK	5	6	0.065284805	4	0.043523203	2
2014	L	-2.5	-172.5	SHK	SILKY SHARK	5	12	0.168305306	2	0.028050884	1
2014	L	-2.5	-167.5	SHK	SILKY SHARK	7	36	0.388458467	13	0.140276669	20



Calendar Year	Fishery	LATITUDE (5° cell)	LONGITUDE (5° cell)	Species Category	Species (or group)	Number of vessels with observer data	Observed Captures (number)	Observed Capture Rate (per 1000 hooks)	Observed Mortalities (number)	Observed Mortality rate (per 1000 hooks)	Observed Live Releases
2014	L	-2.5	-162.5	SHK	SILKY SHARK	7	8	0.110392030	4	0.055196015	3
2014	L	-2.5	-157.5	SHK	SILKY SHARK	4	1	0.014429390	0	0.000000000	0
2014	L	-2.5	162.5	SHK	SILKY SHARK	4	307	1.182789071	156	0.601026368	18
2014	L	-2.5	167.5	SHK	SILKY SHARK	3	31	0.274881180	20	0.177342697	1
2014	L	-2.5	177.5	SHK	SILKY SHARK	5	24	0.356930399	7	0.104104700	0
2014	L	2.5	-162.5	SHK	SILKY SHARK	3	91	2.438305512	11	0.294740227	50
2014	L	2.5	142.5	SHK	SILKY SHARK	3	16	0.107799278	2	0.013474910	0
2014	L	2.5	147.5	SHK	SILKY SHARK	3	1	0.009702144	0	0.000000000	0
2014	L	2.5	157.5	SHK	SILKY SHARK	4	120	0.457331016	18	0.068599652	94
2014	L	2.5	162.5	SHK	SILKY SHARK	5	49	0.196893107	9	0.036164040	35
2014	L	7.5	157.5	SHK	SILKY SHARK	3	51	0.393151456	5	0.038544260	29
2014	L	12.5	177.5	SHK	SILKY SHARK	3	1	0.065997888	1	0.065997888	0
2015	L	-22.5	-177.5	SHK	SILKY SHARK	8	5	0.057161149	1	0.011432230	4
2015	L	-22.5	172.5	SHK	SILKY SHARK	14	3	0.009859729	0	0.000000000	3
2015	L	-22.5	177.5	SHK	SILKY SHARK	23	5	0.007271109	0	0.000000000	5
2015	L	-17.5	-177.5	SHK	SILKY SHARK	22	21	0.041608794	3	0.005944113	18
2015	L	-17.5	-152.5	SHK	SILKY SHARK	5	4	0.107767330	1	0.026941833	3
2015	L	-17.5	-147.5	SHK	SILKY SHARK	9	6	0.044587786	1	0.007431298	5
2015	L	-17.5	-142.5	SHK	SILKY SHARK	5	3	0.061433866	0	0.000000000	2
2015	L	-17.5	-132.5	SHK	SILKY SHARK	3	1	0.009413714	0	0.000000000	0
2015	L	-17.5	172.5	SHK	SILKY SHARK	18	3	0.008651642	0	0.000000000	3
2015	L	-17.5	177.5	SHK	SILKY SHARK	45	43	0.025077200	13	0.007581479	27
2015	L	-12.5	-147.5	SHK	SILKY SHARK	10	7	0.038378035	3	0.016447729	4
2015	L	-12.5	-142.5	SHK	SILKY SHARK	10	12	0.052256615	7	0.030483025	4
2015	L	-12.5	172.5	SHK	SILKY SHARK	10	1	0.011195450	0	0.000000000	1
2015	L	-12.5	177.5	SHK	SILKY SHARK	21	48	0.092800606	14	0.027066844	34
2015	L	-7.5	-177.5	SHK	SILKY SHARK	3	7	0.219952867	0	0.000000000	7
2015	L	-7.5	-167.5	SHK	SILKY SHARK	3	3	0.034460577	1	0.011486859	2
2015	L	-7.5	177.5	SHK	SILKY SHARK	3	18	0.403967862	4	0.089770636	14
2013	L	-17.5	177.5	SHK	SMOOTH HAMMERHEAD	25	11	0.010577177	6	0.005769369	3
2013	L	-7.5	-157.5	SHK	SMOOTH HAMMERHEAD	5	1	0.017596959	1	0.017596959	0
2013	L	-7.5	167.5	SHK	SMOOTH HAMMERHEAD	10	1	0.002550110	1	0.002550110	0
2013	L	-7.5	172.5	SHK	SMOOTH HAMMERHEAD	11	1	0.003556087	1	0.003556087	0
2013	L	2.5	-167.5	SHK	SMOOTH HAMMERHEAD	4	1	0.008775856	1	0.008775856	0
2013	L	2.5	177.5	SHK	SMOOTH HAMMERHEAD	12	1	0.002994711	1	0.002994711	0
2013	L	12.5	-167.5	SHK	SMOOTH HAMMERHEAD	4	2	0.010918223	1	0.005459111	1
2013	L	12.5	-162.5	SHK	SMOOTH HAMMERHEAD	3	1	0.013895451	1	0.013895451	0
2014	L	-12.5	-157.5	SHK	SMOOTH HAMMERHEAD	4	1	0.004292859	1	0.004292859	0
2014	L	-7.5	-162.5	SHK	SMOOTH HAMMERHEAD	10	1	0.003786229	1	0.003786229	0
2014	L	-2.5	-167.5	SHK	SMOOTH HAMMERHEAD	7	1	0.010790513	1	0.010790513	0
2014	L	-2.5	-162.5	SHK	SMOOTH HAMMERHEAD	7	1	0.013799004	1	0.013799004	0
2013	L	-17.5	177.5	SHK	THRASHER SHARK (VULPINUS)	25	2	0.001923123	1	0.000961562	1

Calendar Year	Fishery	LATITUDE (5° cell)	LONGITUDE (5° cell)	Species Category	Species (or group)	Number of vessels with observer data	Observed Captures (number)	Observed Capture Rate (per 1000 hooks)	Observed Mortalities (number)	Observed Mortality rate (per 1000 hooks)	Observed Live Releases
2013	L	-2.5	172.5	SHK	THRESHER SHARK (VULPINUS)	7	1	0.051969650	0	0.000000000	0
2013	L	2.5	172.5	SHK	THRESHER SHARK (VULPINUS)	7	1	0.005491096	0	0.000000000	0
2013	L	2.5	177.5	SHK	THRESHER SHARK (VULPINUS)	12	1	0.002994711	0	0.000000000	0
2013	L	7.5	177.5	SHK	THRESHER SHARK (VULPINUS)	7	1	0.007617887	1	0.007617887	0
2014	L	7.5	157.5	SHK	THRESHER SHARK (VULPINUS)	3	5	0.038544260	2	0.015417704	2
2014	L	32.5	-152.5	SHK	THRESHER SHARK (VULPINUS)	3	1	0.016473922	1	0.016473922	0
2015	L	-17.5	-177.5	SHK	THRESHER SHARK (VULPINUS)	22	1	0.001981371	1	0.001981371	0
2015	L	-17.5	177.5	SHK	THRESHER SHARK (VULPINUS)	45	3	0.001749572	0	0.000000000	3
2015	L	-12.5	177.5	SHK	THRESHER SHARK (VULPINUS)	21	11	0.021266806	0	0.000000000	11
2013	L	2.5	-162.5	SHK	THRESHER SHARKS	3	1	0.063000063	0	0.000000000	1
2013	L	7.5	177.5	SHK	THRESHER SHARKS	7	1	0.007617887	0	0.000000000	1
2013	L	12.5	-167.5	SHK	THRESHER SHARKS	4	4	0.021836445	1	0.005459111	3
2013	L	12.5	-162.5	SHK	THRESHER SHARKS	3	3	0.041686352	0	0.000000000	3
2014	L	-2.5	-172.5	SHK	THRESHER SHARKS	5	1	0.014025442	0	0.000000000	1
2014	L	-2.5	-167.5	SHK	THRESHER SHARKS	7	1	0.010790513	0	0.000000000	1
2014	L	27.5	-167.5	SHK	THRESHER SHARKS	3	2	0.071090890	2	0.071090890	0
2014	L	32.5	-167.5	SHK	THRESHER SHARKS	3	1	0.018457677	0	0.000000000	1
2014	L	32.5	-162.5	SHK	THRESHER SHARKS	3	1	0.015317689	0	0.000000000	1
2014	L	32.5	-157.5	SHK	THRESHER SHARKS	3	1	0.009310640	1	0.009310640	0
2014	L	32.5	-152.5	SHK	THRESHER SHARKS	3	1	0.016473922	0	0.000000000	1
2013	L	-7.5	157.5	TTX	FLATBACK TURTLE	12	1	0.004081999	0	0.000000000	1
2013	L	2.5	172.5	TTX	FLATBACK TURTLE	7	2	0.010982192	2	0.010982192	0
2014	L	-7.5	162.5	TTX	FLATBACK TURTLE	4	1	0.008613339	1	0.008613339	0
2013	L	-17.5	-177.5	TTX	GREEN TURTLE	18	4	0.008876166	1	0.002219042	3
2013	L	-17.5	177.5	TTX	GREEN TURTLE	25	9	0.008654054	2	0.001923123	7
2013	L	-12.5	157.5	TTX	GREEN TURTLE	8	1	0.004558986	0	0.000000000	1
2013	L	-7.5	157.5	TTX	GREEN TURTLE	12	1	0.004081999	1	0.004081999	0
2013	L	-7.5	162.5	TTX	GREEN TURTLE	12	1	0.002453097	1	0.002453097	0
2013	L	-7.5	167.5	TTX	GREEN TURTLE	10	4	0.010200439	2	0.005100219	2
2013	L	-2.5	167.5	TTX	GREEN TURTLE	9	1	0.015499310	1	0.015499310	0
2013	L	2.5	-177.5	TTX	GREEN TURTLE	5	2	0.028760012	2	0.028760012	0
2014	L	-22.5	177.5	TTX	GREEN TURTLE	20	1	0.001907905	1	0.001907905	0
2014	L	-17.5	-177.5	TTX	GREEN TURTLE	12	2	0.003755629	1	0.001877814	1
2014	L	-17.5	177.5	TTX	GREEN TURTLE	32	3	0.002013665	3	0.002013665	0
2014	L	-7.5	-167.5	TTX	GREEN TURTLE	9	1	0.011116175	1	0.011116175	0
2014	L	-7.5	172.5	TTX	GREEN TURTLE	4	1	0.013782648	1	0.013782648	0
2014	L	-2.5	162.5	TTX	GREEN TURTLE	4	3	0.011558199	2	0.007705466	1
2014	L	2.5	157.5	TTX	GREEN TURTLE	4	5	0.019055459	2	0.007622184	2
2014	L	7.5	157.5	TTX	GREEN TURTLE	3	1	0.007708852	1	0.007708852	0
2015	L	-17.5	-177.5	TTX	GREEN TURTLE	22	1	0.001981371	1	0.001981371	0
2015	L	-17.5	177.5	TTX	GREEN TURTLE	45	3	0.001749572	0	0.000000000	3
2015	L	-7.5	-177.5	TTX	GREEN TURTLE	3	1	0.031421838	1	0.031421838	0

Calendar Year	Fishery	LATITUDE (5° cell)	LONGITUDE (5° cell)	Species Category	Species (or group)	Number of vessels with observer data	Observed Captures (number)	Observed Capture Rate (per 1000 hooks)	Observed Mortalities (number)	Observed Mortality rate (per 1000 hooks)	Observed Live Releases
2013	L	-17.5	-177.5	TTX	HAWKSBILL TURTLE	18	2	0.004438083	0	0.000000000	2
2013	L	-17.5	177.5	TTX	HAWKSBILL TURTLE	25	3	0.002884685	2	0.001923123	1
2014	L	-22.5	177.5	TTX	HAWKSBILL TURTLE	20	1	0.001907905	1	0.001907905	0
2014	L	-17.5	-177.5	TTX	HAWKSBILL TURTLE	12	1	0.001877814	1	0.001877814	0
2014	L	-17.5	172.5	TTX	HAWKSBILL TURTLE	12	1	0.004914995	0	0.000000000	1
2014	L	-12.5	-152.5	TTX	HAWKSBILL TURTLE	3	1	0.021800741	1	0.021800741	0
2014	L	-12.5	177.5	TTX	HAWKSBILL TURTLE	8	1	0.008932320	1	0.008932320	0
2014	L	-2.5	162.5	TTX	HAWKSBILL TURTLE	4	3	0.011558199	1	0.003852733	1
2014	L	2.5	157.5	TTX	HAWKSBILL TURTLE	4	3	0.011433275	2	0.007622184	1
2015	L	-17.5	177.5	TTX	HAWKSBILL TURTLE	45	2	0.001166381	0	0.000000000	2
2013	L	-17.5	-162.5	TTX	LEATHERBACK TURTLE	3	1	0.016072778	0	0.000000000	1
2013	L	-17.5	177.5	TTX	LEATHERBACK TURTLE	25	3	0.002884685	0	0.000000000	3
2013	L	-12.5	-152.5	TTX	LEATHERBACK TURTLE	5	1	0.011978056	0	0.000000000	1
2013	L	-7.5	-162.5	TTX	LEATHERBACK TURTLE	8	1	0.010284363	1	0.010284363	0
2013	L	-7.5	-142.5	TTX	LEATHERBACK TURTLE	4	1	0.054972239	0	0.000000000	0
2013	L	-7.5	162.5	TTX	LEATHERBACK TURTLE	12	1	0.002453097	0	0.000000000	1
2013	L	-2.5	172.5	TTX	LEATHERBACK TURTLE	7	1	0.051969650	0	0.000000000	1
2013	L	2.5	172.5	TTX	LEATHERBACK TURTLE	7	1	0.005491096	0	0.000000000	0
2013	L	2.5	177.5	TTX	LEATHERBACK TURTLE	12	1	0.002994711	0	0.000000000	1
2013	L	7.5	177.5	TTX	LEATHERBACK TURTLE	7	1	0.007617887	0	0.000000000	1
2014	L	-17.5	177.5	TTX	LEATHERBACK TURTLE	32	1	0.000671222	0	0.000000000	1
2014	L	-7.5	162.5	TTX	LEATHERBACK TURTLE	4	1	0.008613339	0	0.000000000	1
2014	L	27.5	-167.5	TTX	LEATHERBACK TURTLE	3	1	0.035545445	0	0.000000000	1
2014	L	32.5	-167.5	TTX	LEATHERBACK TURTLE	3	2	0.036915353	0	0.000000000	2
2014	L	32.5	-162.5	TTX	LEATHERBACK TURTLE	3	1	0.015317689	0	0.000000000	1
2015	L	-17.5	172.5	TTX	LEATHERBACK TURTLE	18	1	0.002883881	0	0.000000000	1
2015	L	-17.5	177.5	TTX	LEATHERBACK TURTLE	45	4	0.002332763	0	0.000000000	4
2013	L	-22.5	177.5	TTX	LOGGERHEAD TURTLE	6	1	0.008942144	1	0.008942144	0
2013	L	-17.5	-152.5	TTX	LOGGERHEAD TURTLE	10	1	0.013386881	1	0.013386881	0
2013	L	-17.5	177.5	TTX	LOGGERHEAD TURTLE	25	4	0.003846246	2	0.001923123	2
2013	L	-7.5	162.5	TTX	LOGGERHEAD TURTLE	12	1	0.002453097	0	0.000000000	1
2013	L	-7.5	167.5	TTX	LOGGERHEAD TURTLE	10	2	0.005100219	0	0.000000000	2
2013	L	-7.5	172.5	TTX	LOGGERHEAD TURTLE	11	1	0.003556087	0	0.000000000	1
2013	L	2.5	157.5	TTX	LOGGERHEAD TURTLE	5	1	0.052609428	0	0.000000000	1
2014	L	-17.5	-177.5	TTX	LOGGERHEAD TURTLE	12	1	0.001877814	1	0.001877814	0
2014	L	-17.5	177.5	TTX	LOGGERHEAD TURTLE	32	4	0.002684886	4	0.002684886	0
2014	L	-7.5	-157.5	TTX	LOGGERHEAD TURTLE	6	1	0.008176815	1	0.008176815	0
2014	L	-7.5	162.5	TTX	LOGGERHEAD TURTLE	4	1	0.008613339	1	0.008613339	0
2014	L	-2.5	-177.5	TTX	LOGGERHEAD TURTLE	5	1	0.010880801	0	0.000000000	0
2014	L	2.5	157.5	TTX	LOGGERHEAD TURTLE	4	1	0.003811092	0	0.000000000	1
2014	L	32.5	-157.5	TTX	LOGGERHEAD TURTLE	3	1	0.009310640	0	0.000000000	1
2014	L	32.5	-152.5	TTX	LOGGERHEAD TURTLE	3	4	0.065895687	0	0.000000000	4

Calendar Year	Fishery	LATITUDE (5° cell)	LONGITUDE (5° cell)	Species Category	Species (or group)	Number of vessels with observer data	Observed Captures (number)	Observed Capture Rate (per 1000 hooks)	Observed Mortalities (number)	Observed Mortality rate (per 1000 hooks)	Observed Live Releases
2015	L	-17.5	177.5	TTX	LOGGERHEAD TURTLE	45	4	0.002332763	0	0.000000000	4
2014	L	2.5	142.5	TTX	MARINE TURTLE (UNIDENTIFIED)	3	2	0.013474910	0	0.000000000	0
2013	L	-17.5	177.5	TTX	OLIVE RIDLEY TURTLE	25	3	0.002884685	1	0.000961562	2
2013	L	-12.5	-162.5	TTX	OLIVE RIDLEY TURTLE	3	1	0.016983407	0	0.000000000	1
2013	L	-12.5	157.5	TTX	OLIVE RIDLEY TURTLE	8	1	0.004558986	1	0.004558986	0
2013	L	-12.5	162.5	TTX	OLIVE RIDLEY TURTLE	8	1	0.005993874	1	0.005993874	0
2013	L	-12.5	172.5	TTX	OLIVE RIDLEY TURTLE	4	2	0.060459492	1	0.030229746	1
2013	L	-7.5	157.5	TTX	OLIVE RIDLEY TURTLE	12	6	0.024491995	5	0.020409996	1
2013	L	-7.5	162.5	TTX	OLIVE RIDLEY TURTLE	12	4	0.009812387	3	0.007359290	1
2013	L	-7.5	167.5	TTX	OLIVE RIDLEY TURTLE	10	4	0.010200439	3	0.007650329	1
2013	L	-7.5	172.5	TTX	OLIVE RIDLEY TURTLE	11	1	0.003556087	1	0.003556087	0
2013	L	-2.5	162.5	TTX	OLIVE RIDLEY TURTLE	12	1	0.008798789	1	0.008798789	0
2013	L	-2.5	167.5	TTX	OLIVE RIDLEY TURTLE	9	1	0.015499310	0	0.000000000	1
2013	L	-2.5	177.5	TTX	OLIVE RIDLEY TURTLE	9	1	0.023072841	1	0.023072841	0
2013	L	2.5	157.5	TTX	OLIVE RIDLEY TURTLE	5	2	0.105218855	1	0.052609428	1
2013	L	12.5	-167.5	TTX	OLIVE RIDLEY TURTLE	4	1	0.005459111	1	0.005459111	0
2013	L	12.5	-162.5	TTX	OLIVE RIDLEY TURTLE	3	1	0.013895451	1	0.013895451	0
2014	L	-17.5	177.5	TTX	OLIVE RIDLEY TURTLE	32	1	0.000671222	1	0.000671222	0
2014	L	-2.5	162.5	TTX	OLIVE RIDLEY TURTLE	4	1	0.003852733	0	0.000000000	0
2014	L	2.5	142.5	TTX	OLIVE RIDLEY TURTLE	3	1	0.006737455	1	0.006737455	0
2014	L	2.5	157.5	TTX	OLIVE RIDLEY TURTLE	4	2	0.007622184	1	0.003811092	1
2014	L	2.5	162.5	TTX	OLIVE RIDLEY TURTLE	5	1	0.004018227	1	0.004018227	0
2015	L	-17.5	177.5	TTX	OLIVE RIDLEY TURTLE	45	1	0.000583191	0	0.000000000	1
2015	L	-12.5	177.5	TTX	OLIVE RIDLEY TURTLE	21	1	0.001933346	1	0.001933346	0
2015	L	-7.5	177.5	TTX	OLIVE RIDLEY TURTLE	3	1	0.022442659	1	0.022442659	0

**NOTES**

1. [See TABLE 2 NOTES]
2. Latitude is in decimal degrees and represents the midpoint of the 5° latitude cell. Positive values are for the northern hemisphere and negative values are for the southern hemisphere;
3. Longitude is in decimal degrees and represents the midpoint of the 5° Longitude cell. Positive values are for the eastern hemisphere and negative values are for the western hemisphere;

**Table 5. Observed and estimated captures/mortalities for key bycatch species groups by year and area for the WCPFC PURSE SEINE fishery**

Calendar Year	Fishery	LATITUDE (5° cell)	LONGITUDE (5° cell)	Species Category	Species (or group)	Number of vessels with observer data	Number of sets observed	Observed Captures (number)	Observed Capture Rate (per set)	Observed Mortalities (number)	Observed Mortality rate (per set)	Observed Live Releases
2013	S	-7.5	152.5	SHK	BIGEYE THRESHER SHARK	91	1235	1	0.000809717	0	N/A	0
2013	S	-2.5	177.5	SHK	BIGEYE THRESHER SHARK	95	841	1	0.001189061	0	N/A	0
2013	S	2.5	147.5	SHK	BIGEYE THRESHER SHARK	133	1847	2	0.001082837	0	N/A	0
2013	S	7.5	142.5	SHK	BIGEYE THRESHER SHARK	51	254	1	0.003937008	0	N/A	0
2014	S	-7.5	-177.5	SHK	BIGEYE THRESHER SHARK	80	672	1	0.001488095	0	N/A	0
2014	S	-2.5	167.5	SHK	BIGEYE THRESHER SHARK	157	3009	1	0.000332336	0	N/A	0
2014	S	-2.5	172.5	SHK	BIGEYE THRESHER SHARK	159	3411	1	0.000293169	0	N/A	0
2014	S	2.5	167.5	SHK	BIGEYE THRESHER SHARK	135	3531	2	0.000566412	0	N/A	0
2015	S	-2.5	-177.5	SHK	BIGEYE THRESHER SHARK	67	414	1	0.002415459	0	N/A	0
2015	S	-2.5	-167.5	SHK	BIGEYE THRESHER SHARK	98	1642	1	0.000609013	0	N/A	0
2015	S	2.5	172.5	SHK	BIGEYE THRESHER SHARK	114	971	2	0.002059732	0	N/A	0
2015	S	2.5	177.5	SHK	BIGEYE THRESHER SHARK	110	986	1	0.001014199	0	N/A	0
2013	S	-7.5	-177.5	SHK	BLUE SHARK	42	336	12	0.035714286	0	N/A	0
2013	S	-2.5	142.5	SHK	BLUE SHARK	63	544	1	0.001838235	0	N/A	0
2013	S	-2.5	152.5	SHK	BLUE SHARK	169	2459	1	0.000406669	0	N/A	0
2013	S	-2.5	177.5	SHK	BLUE SHARK	95	841	1	0.001189061	0	N/A	0
2013	S	2.5	142.5	SHK	BLUE SHARK	97	1011	1	0.000989120	0	N/A	0
2014	S	-12.5	-167.5	SHK	BLUE SHARK	18	82	1	0.012195122	0	N/A	0
2014	S	-2.5	-172.5	SHK	BLUE SHARK	81	1958	1	0.000510725	0	N/A	0
2014	S	-2.5	-167.5	SHK	BLUE SHARK	53	846	4	0.004728132	0	N/A	0
2014	S	-2.5	147.5	SHK	BLUE SHARK	47	333	2	0.006006006	0	N/A	0
2014	S	2.5	167.5	SHK	BLUE SHARK	135	3531	1	0.000283206	0	N/A	0
2014	S	2.5	172.5	SHK	BLUE SHARK	133	2374	1	0.000421230	0	N/A	0
2015	S	-7.5	-157.5	SHK	BLUE SHARK	16	139	5	0.035971223	0	N/A	0
2015	S	-7.5	177.5	SHK	BLUE SHARK	69	612	2	0.003267974	0	N/A	0
2015	S	-2.5	-157.5	SHK	BLUE SHARK	32	511	1	0.001956947	0	N/A	0
2015	S	-2.5	162.5	SHK	BLUE SHARK	67	361	1	0.002770083	0	N/A	0
2013	S	-12.5	-157.5	SHK	GREAT HAMMERHEAD	5	11	1	0.090909091	0	N/A	0
2013	S	-7.5	152.5	SHK	GREAT HAMMERHEAD	91	1235	1	0.000809717	0	N/A	0
2013	S	-7.5	177.5	SHK	GREAT HAMMERHEAD	57	357	1	0.002801120	0	N/A	0
2013	S	-2.5	-177.5	SHK	GREAT HAMMERHEAD	56	493	2	0.004056795	0	N/A	0
2013	S	-2.5	-167.5	SHK	GREAT HAMMERHEAD	24	156	1	0.006410256	0	N/A	0
2013	S	-2.5	-162.5	SHK	GREAT HAMMERHEAD	14	37	1	0.027027027	0	N/A	0
2013	S	-2.5	-157.5	SHK	GREAT HAMMERHEAD	23	104	1	0.009615385	0	N/A	0
2013	S	-2.5	142.5	SHK	GREAT HAMMERHEAD	63	544	2	0.003676471	0	N/A	0
2013	S	-2.5	157.5	SHK	GREAT HAMMERHEAD	179	5690	1	0.000175747	0	N/A	0

Calendar Year	Fishery	LATITUDE (5° cell)	LONGITUDE (5° cell)	Species Category	Species (or group)	Number of vessels with observer data	Number of sets observed	Observed Captures (number)	Observed Capture Rate (per set)	Observed Mortalities (number)	Observed Mortality rate (per set)	Observed Live Releases
2013	S	-2.5	172.5	SHK	GREAT HAMMERHEAD	131	1591	1	0.000628536	0	N/A	0
2013	S	2.5	-172.5	SHK	GREAT HAMMERHEAD	13	59	1	0.016949153	0	N/A	0
2013	S	2.5	157.5	SHK	GREAT HAMMERHEAD	135	1760	1	0.000568182	0	N/A	0
2013	S	2.5	177.5	SHK	GREAT HAMMERHEAD	33	149	1	0.006711409	0	N/A	0
2014	S	-7.5	-167.5	SHK	GREAT HAMMERHEAD	33	352	1	0.002840909	0	N/A	0
2014	S	-2.5	-177.5	SHK	GREAT HAMMERHEAD	87	947	2	0.002111932	0	N/A	0
2014	S	-2.5	-167.5	SHK	GREAT HAMMERHEAD	53	846	1	0.001182033	0	N/A	0
2014	S	-2.5	-147.5	SHK	GREAT HAMMERHEAD	12	88	1	0.011363636	0	N/A	0
2014	S	-2.5	147.5	SHK	GREAT HAMMERHEAD	47	333	1	0.003003003	0	N/A	0
2014	S	-2.5	157.5	SHK	GREAT HAMMERHEAD	109	1049	1	0.000953289	0	N/A	0
2014	S	-2.5	167.5	SHK	GREAT HAMMERHEAD	157	3009	1	0.000332336	0	N/A	0
2014	S	-2.5	172.5	SHK	GREAT HAMMERHEAD	159	3411	2	0.000586338	0	N/A	0
2014	S	2.5	-157.5	SHK	GREAT HAMMERHEAD	27	190	1	0.005263158	0	N/A	0
2014	S	2.5	167.5	SHK	GREAT HAMMERHEAD	135	3531	2	0.000566412	0	N/A	0
2015	S	-7.5	-177.5	SHK	GREAT HAMMERHEAD	68	726	7	0.009641873	0	N/A	0
2015	S	-2.5	-142.5	SHK	GREAT HAMMERHEAD	7	68	1	0.014705882	0	N/A	0
2015	S	-2.5	177.5	SHK	GREAT HAMMERHEAD	112	1369	1	0.000730460	0	N/A	0
2015	S	2.5	152.5	SHK	GREAT HAMMERHEAD	67	422	1	0.002369668	0	N/A	0
2015	S	2.5	157.5	SHK	GREAT HAMMERHEAD	83	714	1	0.001400560	0	N/A	0
2015	S	2.5	172.5	SHK	GREAT HAMMERHEAD	114	971	1	0.001029866	0	N/A	0
2015	S	2.5	177.5	SHK	GREAT HAMMERHEAD	110	986	18	0.018255578	0	N/A	0
2013	S	-2.5	157.5	SHK	HAMMERHEAD SHARKS	179	5690	1	0.000175747	0	N/A	0
2013	S	-2.5	167.5	SHK	HAMMERHEAD SHARKS	167	3394	2	0.000589275	0	N/A	0
2013	S	-2.5	172.5	SHK	HAMMERHEAD SHARKS	131	1591	1	0.000628536	0	N/A	0
2013	S	-7.5	152.5	SHK	LONG FIN MAKO SHARK	91	1235	1	0.000809717	0	N/A	0
2014	S	-7.5	152.5	SHK	LONG FIN MAKO SHARK	64	806	2	0.002481390	0	N/A	0
2014	S	-7.5	172.5	SHK	LONG FIN MAKO SHARK	61	350	4	0.011428571	0	N/A	0
2014	S	-2.5	142.5	SHK	LONG FIN MAKO SHARK	28	165	1	0.006060606	0	N/A	0
2014	S	-2.5	167.5	SHK	LONG FIN MAKO SHARK	157	3009	1	0.000332336	0	N/A	0
2014	S	2.5	167.5	SHK	LONG FIN MAKO SHARK	135	3531	1	0.000283206	0	N/A	0
2015	S	-7.5	-167.5	SHK	LONG FIN MAKO SHARK	79	1269	1	0.000788022	0	N/A	0
2015	S	2.5	152.5	SHK	LONG FIN MAKO SHARK	67	422	1	0.002369668	0	N/A	0
2015	S	2.5	162.5	SHK	LONG FIN MAKO SHARK	96	1065	1	0.000938967	0	N/A	0
2013	S	-2.5	152.5	SHK	MAKO SHARKS	169	2459	2	0.000813339	0	N/A	0
2013	S	-2.5	172.5	SHK	MAKO SHARKS	131	1591	1	0.000628536	0	N/A	0
2013	S	2.5	167.5	SHK	MAKO SHARKS	131	2188	1	0.000457038	0	N/A	0
2013	S	-7.5	-172.5	SHK	OCEANIC WHITETIP SHARK	41	393	6	0.015267176	0	N/A	0
2013	S	-7.5	-167.5	SHK	OCEANIC WHITETIP SHARK	29	264	6	0.022727273	0	N/A	0

Calendar Year	Fishery	LATITUDE (5° cell)	LONGITUDE (5° cell)	Species Category	Species (or group)	Number of vessels with observer data	Number of sets observed	Observed Captures (number)	Observed Capture Rate (per set)	Observed Mortalities (number)	Observed Mortality rate (per set)	Observed Live Releases
2013	S	-7.5	-162.5	SHK	OCEANIC WHITETIP SHARK	12	76	2	0.026315789	0	N/A	0
2013	S	-7.5	-137.5	SHK	OCEANIC WHITETIP SHARK	4	11	2	0.181818182	0	N/A	0
2013	S	-7.5	152.5	SHK	OCEANIC WHITETIP SHARK	91	1235	6	0.004858300	0	N/A	0
2013	S	-7.5	157.5	SHK	OCEANIC WHITETIP SHARK	101	699	2	0.002861230	0	N/A	0
2013	S	-7.5	177.5	SHK	OCEANIC WHITETIP SHARK	57	357	1	0.002801120	0	N/A	0
2013	S	-2.5	-177.5	SHK	OCEANIC WHITETIP SHARK	56	493	6	0.012170385	0	N/A	0
2013	S	-2.5	-172.5	SHK	OCEANIC WHITETIP SHARK	41	476	11	0.023109244	0	N/A	0
2013	S	-2.5	-167.5	SHK	OCEANIC WHITETIP SHARK	24	156	23	0.147435897	0	N/A	0
2013	S	-2.5	-162.5	SHK	OCEANIC WHITETIP SHARK	14	37	1	0.027027027	0	N/A	0
2013	S	-2.5	-157.5	SHK	OCEANIC WHITETIP SHARK	23	104	2	0.019230769	0	N/A	0
2013	S	-2.5	-147.5	SHK	OCEANIC WHITETIP SHARK	14	91	1	0.010989011	0	N/A	0
2013	S	-2.5	-142.5	SHK	OCEANIC WHITETIP SHARK	11	52	1	0.019230769	0	N/A	0
2013	S	-2.5	147.5	SHK	OCEANIC WHITETIP SHARK	115	800	3	0.003750000	0	N/A	0
2013	S	-2.5	152.5	SHK	OCEANIC WHITETIP SHARK	169	2459	22	0.008946726	0	N/A	0
2013	S	-2.5	157.5	SHK	OCEANIC WHITETIP SHARK	179	5690	28	0.004920914	0	N/A	0
2013	S	-2.5	162.5	SHK	OCEANIC WHITETIP SHARK	166	2581	22	0.008523828	0	N/A	0
2013	S	-2.5	167.5	SHK	OCEANIC WHITETIP SHARK	167	3394	21	0.006187390	0	N/A	1
2013	S	-2.5	172.5	SHK	OCEANIC WHITETIP SHARK	131	1591	13	0.008170962	0	N/A	1
2013	S	-2.5	177.5	SHK	OCEANIC WHITETIP SHARK	95	841	3	0.003567182	0	N/A	0
2013	S	2.5	-177.5	SHK	OCEANIC WHITETIP SHARK	11	56	3	0.053571429	0	N/A	0
2013	S	2.5	-172.5	SHK	OCEANIC WHITETIP SHARK	13	59	1	0.016949153	0	N/A	0
2013	S	2.5	-167.5	SHK	OCEANIC WHITETIP SHARK	15	54	5	0.092592593	0	N/A	0
2013	S	2.5	-162.5	SHK	OCEANIC WHITETIP SHARK	13	45	6	0.133333333	0	N/A	0
2013	S	2.5	-157.5	SHK	OCEANIC WHITETIP SHARK	10	54	3	0.055555556	0	N/A	0
2013	S	2.5	-147.5	SHK	OCEANIC WHITETIP SHARK	13	65	5	0.076923077	0	N/A	0
2013	S	2.5	147.5	SHK	OCEANIC WHITETIP SHARK	133	1847	1	0.000541419	0	N/A	0
2013	S	2.5	152.5	SHK	OCEANIC WHITETIP SHARK	155	2227	8	0.003592277	0	N/A	0
2013	S	2.5	157.5	SHK	OCEANIC WHITETIP SHARK	135	1760	1	0.000568182	0	N/A	0
2013	S	2.5	162.5	SHK	OCEANIC WHITETIP SHARK	98	754	4	0.005305040	0	N/A	0
2013	S	2.5	167.5	SHK	OCEANIC WHITETIP SHARK	131	2188	17	0.007769653	1	N/A	2
2013	S	2.5	172.5	SHK	OCEANIC WHITETIP SHARK	80	452	69	0.152654867	0	N/A	0
2013	S	2.5	177.5	SHK	OCEANIC WHITETIP SHARK	33	149	5	0.033557047	0	N/A	4
2013	S	7.5	-167.5	SHK	OCEANIC WHITETIP SHARK	8	18	1	0.055555556	0	N/A	0
2013	S	7.5	-127.5	SHK	OCEANIC WHITETIP SHARK	4	17	2	0.117647059	0	N/A	0
2014	S	-12.5	-172.5	SHK	OCEANIC WHITETIP SHARK	15	120	32	0.266666667	0	N/A	3
2014	S	-7.5	-177.5	SHK	OCEANIC WHITETIP SHARK	80	672	12	0.017857143	2	N/A	1
2014	S	-7.5	-172.5	SHK	OCEANIC WHITETIP SHARK	55	609	13	0.021346470	0	N/A	2
2014	S	-7.5	-167.5	SHK	OCEANIC WHITETIP SHARK	33	352	3	0.008522727	0	N/A	1

Calendar Year	Fishery	LATITUDE (5° cell)	LONGITUDE (5° cell)	Species Category	Species (or group)	Number of vessels with observer data	Number of sets observed	Observed Captures (number)	Observed Capture Rate (per set)	Observed Mortalities (number)	Observed Mortality rate (per set)	Observed Live Releases
2014	S	-7.5	152.5	SHK	OCEANIC WHITETIP SHARK	64	806	1	0.001240695	0	N/A	0
2014	S	-7.5	157.5	SHK	OCEANIC WHITETIP SHARK	48	187	1	0.005347594	0	N/A	0
2014	S	-7.5	177.5	SHK	OCEANIC WHITETIP SHARK	81	565	2	0.003539823	0	N/A	1
2014	S	-2.5	-177.5	SHK	OCEANIC WHITETIP SHARK	87	947	4	0.004223865	0	N/A	2
2014	S	-2.5	-172.5	SHK	OCEANIC WHITETIP SHARK	81	1958	16	0.008171604	0	N/A	0
2014	S	-2.5	-167.5	SHK	OCEANIC WHITETIP SHARK	53	846	17	0.020094563	6	N/A	2
2014	S	-2.5	-162.5	SHK	OCEANIC WHITETIP SHARK	22	144	1	0.006944444	0	N/A	1
2014	S	-2.5	-157.5	SHK	OCEANIC WHITETIP SHARK	18	74	2	0.027027027	0	N/A	0
2014	S	-2.5	-147.5	SHK	OCEANIC WHITETIP SHARK	12	88	1	0.011363636	0	N/A	0
2014	S	-2.5	-142.5	SHK	OCEANIC WHITETIP SHARK	9	37	1	0.027027027	0	N/A	0
2014	S	-2.5	142.5	SHK	OCEANIC WHITETIP SHARK	28	165	2	0.012121212	0	N/A	0
2014	S	-2.5	152.5	SHK	OCEANIC WHITETIP SHARK	90	821	3	0.003654080	0	N/A	0
2014	S	-2.5	157.5	SHK	OCEANIC WHITETIP SHARK	109	1049	12	0.011439466	1	N/A	1
2014	S	-2.5	162.5	SHK	OCEANIC WHITETIP SHARK	124	928	7	0.007543103	2	N/A	0
2014	S	-2.5	167.5	SHK	OCEANIC WHITETIP SHARK	157	3009	83	0.027583915	2	N/A	2
2014	S	-2.5	172.5	SHK	OCEANIC WHITETIP SHARK	159	3411	35	0.010260921	1	N/A	1
2014	S	-2.5	177.5	SHK	OCEANIC WHITETIP SHARK	145	2263	11	0.004860804	1	N/A	0
2014	S	2.5	-172.5	SHK	OCEANIC WHITETIP SHARK	31	219	2	0.009132420	2	N/A	0
2014	S	2.5	-167.5	SHK	OCEANIC WHITETIP SHARK	21	43	1	0.023255814	0	N/A	1
2014	S	2.5	-162.5	SHK	OCEANIC WHITETIP SHARK	13	57	1	0.017543860	0	N/A	0
2014	S	2.5	-157.5	SHK	OCEANIC WHITETIP SHARK	27	190	3	0.015789474	1	N/A	0
2014	S	2.5	-147.5	SHK	OCEANIC WHITETIP SHARK	9	70	2	0.028571429	0	N/A	0
2014	S	2.5	-137.5	SHK	OCEANIC WHITETIP SHARK	7	28	1	0.035714286	0	N/A	0
2014	S	2.5	-132.5	SHK	OCEANIC WHITETIP SHARK	6	23	1	0.043478261	0	N/A	0
2014	S	2.5	-122.5	SHK	OCEANIC WHITETIP SHARK	6	13	1	0.076923077	0	N/A	0
2014	S	2.5	147.5	SHK	OCEANIC WHITETIP SHARK	53	335	1	0.002985075	0	N/A	0
2014	S	2.5	152.5	SHK	OCEANIC WHITETIP SHARK	78	572	1	0.001748252	0	N/A	0
2014	S	2.5	157.5	SHK	OCEANIC WHITETIP SHARK	99	973	3	0.003083248	0	N/A	0
2014	S	2.5	162.5	SHK	OCEANIC WHITETIP SHARK	104	1141	9	0.007887818	0	N/A	1
2014	S	2.5	167.5	SHK	OCEANIC WHITETIP SHARK	135	3531	49	0.013877089	2	N/A	5
2014	S	2.5	172.5	SHK	OCEANIC WHITETIP SHARK	133	2374	12	0.005054760	0	N/A	3
2014	S	2.5	177.5	SHK	OCEANIC WHITETIP SHARK	81	462	3	0.006493506	2	N/A	0
2014	S	7.5	-147.5	SHK	OCEANIC WHITETIP SHARK	6	23	2	0.086956522	0	N/A	0
2014	S	7.5	-132.5	SHK	OCEANIC WHITETIP SHARK	4	12	1	0.083333333	0	N/A	0
2014	S	7.5	162.5	SHK	OCEANIC WHITETIP SHARK	31	126	1	0.007936508	0	N/A	0
2014	S	7.5	167.5	SHK	OCEANIC WHITETIP SHARK	16	35	2	0.057142857	0	N/A	0
2014	S	7.5	172.5	SHK	OCEANIC WHITETIP SHARK	39	124	4	0.032258065	1	N/A	0
2014	S	7.5	177.5	SHK	OCEANIC WHITETIP SHARK	13	40	1	0.025000000	0	N/A	0



Calendar Year	Fishery	LATITUDE (5° cell)	LONGITUDE (5° cell)	Species Category	Species (or group)	Number of vessels with observer data	Number of sets observed	Observed Captures (number)	Observed Capture Rate (per set)	Observed Mortalities (number)	Observed Mortality rate (per set)	Observed Live Releases
2015	S	-12.5	-177.5	SHK	OCEANIC WHITETIP SHARK	12	86	11	0.127906977	0	N/A	1
2015	S	-12.5	167.5	SHK	OCEANIC WHITETIP SHARK	15	61	5	0.081967213	0	N/A	0
2015	S	-12.5	172.5	SHK	OCEANIC WHITETIP SHARK	14	77	8	0.103896104	1	N/A	2
2015	S	-12.5	177.5	SHK	OCEANIC WHITETIP SHARK	8	23	14	0.608695652	3	N/A	1
2015	S	-7.5	-177.5	SHK	OCEANIC WHITETIP SHARK	68	726	17	0.023415978	1	N/A	3
2015	S	-7.5	-172.5	SHK	OCEANIC WHITETIP SHARK	45	818	11	0.013447433	0	N/A	5
2015	S	-7.5	-167.5	SHK	OCEANIC WHITETIP SHARK	79	1269	14	0.011032309	2	N/A	5
2015	S	-7.5	-162.5	SHK	OCEANIC WHITETIP SHARK	47	493	9	0.018255578	0	N/A	4
2015	S	-7.5	-157.5	SHK	OCEANIC WHITETIP SHARK	16	139	3	0.021582734	0	N/A	1
2015	S	-7.5	162.5	SHK	OCEANIC WHITETIP SHARK	62	431	4	0.009280742	2	N/A	1
2015	S	-7.5	167.5	SHK	OCEANIC WHITETIP SHARK	68	527	15	0.028462998	0	N/A	2
2015	S	-7.5	172.5	SHK	OCEANIC WHITETIP SHARK	35	152	3	0.019736842	0	N/A	1
2015	S	-7.5	177.5	SHK	OCEANIC WHITETIP SHARK	69	612	7	0.011437908	1	N/A	2
2015	S	-2.5	-177.5	SHK	OCEANIC WHITETIP SHARK	67	414	2	0.004830918	0	N/A	1
2015	S	-2.5	-172.5	SHK	OCEANIC WHITETIP SHARK	33	268	1	0.003731343	1	N/A	0
2015	S	-2.5	-167.5	SHK	OCEANIC WHITETIP SHARK	98	1642	6	0.003654080	1	N/A	1
2015	S	-2.5	-162.5	SHK	OCEANIC WHITETIP SHARK	68	707	6	0.008486563	2	N/A	1
2015	S	-2.5	-142.5	SHK	OCEANIC WHITETIP SHARK	7	68	3	0.044117647	0	N/A	2
2015	S	-2.5	157.5	SHK	OCEANIC WHITETIP SHARK	74	315	1	0.003174603	0	N/A	0
2015	S	-2.5	162.5	SHK	OCEANIC WHITETIP SHARK	67	361	1	0.002770083	0	N/A	0
2015	S	-2.5	167.5	SHK	OCEANIC WHITETIP SHARK	122	1338	23	0.017189836	2	N/A	2
2015	S	-2.5	172.5	SHK	OCEANIC WHITETIP SHARK	122	1379	20	0.014503263	0	N/A	1
2015	S	-2.5	177.5	SHK	OCEANIC WHITETIP SHARK	112	1369	7	0.005113221	1	N/A	1
2015	S	2.5	-172.5	SHK	OCEANIC WHITETIP SHARK	36	216	2	0.009259259	0	N/A	1
2015	S	2.5	-167.5	SHK	OCEANIC WHITETIP SHARK	41	402	2	0.004975124	0	N/A	1
2015	S	2.5	157.5	SHK	OCEANIC WHITETIP SHARK	83	714	8	0.011204482	2	N/A	1
2015	S	2.5	162.5	SHK	OCEANIC WHITETIP SHARK	96	1065	6	0.005633803	1	N/A	0
2015	S	2.5	167.5	SHK	OCEANIC WHITETIP SHARK	124	1521	10	0.006574622	1	N/A	0
2015	S	2.5	172.5	SHK	OCEANIC WHITETIP SHARK	114	971	21	0.021627188	1	N/A	0
2015	S	2.5	177.5	SHK	OCEANIC WHITETIP SHARK	110	986	3	0.003042596	1	N/A	0
2015	S	7.5	177.5	SHK	OCEANIC WHITETIP SHARK	12	15	1	0.066666667	0	N/A	0
2013	S	-12.5	-172.5	SHK	OTHERS	10	22	2	0.090909091	0	N/A	0
2013	S	-12.5	157.5	SHK	OTHERS	33	247	24	0.097165992	0	N/A	0
2013	S	-12.5	172.5	SHK	OTHERS	9	39	1	0.025641026	0	N/A	0
2013	S	-7.5	-177.5	SHK	OTHERS	42	336	3	0.008928571	0	N/A	0
2013	S	-7.5	-172.5	SHK	OTHERS	41	393	3	0.007633588	0	N/A	0
2013	S	-7.5	-162.5	SHK	OTHERS	12	76	3	0.039473684	0	N/A	0
2013	S	-7.5	-157.5	SHK	OTHERS	12	26	2	0.076923077	0	N/A	0

Calendar Year	Fishery	LATITUDE (5° cell)	LONGITUDE (5° cell)	Species Category	Species (or group)	Number of vessels with observer data	Number of sets observed	Observed Captures (number)	Observed Capture Rate (per set)	Observed Mortalities (number)	Observed Mortality rate (per set)	Observed Live Releases
2013	S	-7.5	-147.5	SHK	OTHERS	9	41	1	0.024390244	0	N/A	0
2013	S	-7.5	-137.5	SHK	OTHERS	4	11	1	0.090909091	0	N/A	0
2013	S	-7.5	152.5	SHK	OTHERS	91	1235	163	0.131983806	0	N/A	0
2013	S	-7.5	157.5	SHK	OTHERS	101	699	134	0.191702432	0	N/A	0
2013	S	-7.5	162.5	SHK	OTHERS	105	1038	82	0.078998073	0	N/A	0
2013	S	-7.5	167.5	SHK	OTHERS	60	359	65	0.181058496	0	N/A	0
2013	S	-7.5	172.5	SHK	OTHERS	50	211	6	0.028436019	0	N/A	0
2013	S	-7.5	177.5	SHK	OTHERS	57	357	4	0.011204482	0	N/A	0
2013	S	-2.5	-177.5	SHK	OTHERS	56	493	6	0.012170385	0	N/A	0
2013	S	-2.5	-172.5	SHK	OTHERS	41	476	10	0.021008403	0	N/A	0
2013	S	-2.5	-167.5	SHK	OTHERS	24	156	3	0.019230769	0	N/A	0
2013	S	-2.5	-162.5	SHK	OTHERS	14	37	2	0.054054054	0	N/A	0
2013	S	-2.5	-157.5	SHK	OTHERS	23	104	2	0.019230769	0	N/A	0
2013	S	-2.5	-142.5	SHK	OTHERS	11	52	5	0.096153846	0	N/A	0
2013	S	-2.5	142.5	SHK	OTHERS	63	544	95	0.174632353	0	N/A	0
2013	S	-2.5	147.5	SHK	OTHERS	115	800	124	0.155000000	0	N/A	0
2013	S	-2.5	152.5	SHK	OTHERS	169	2459	355	0.144367629	0	N/A	0
2013	S	-2.5	157.5	SHK	OTHERS	179	5690	534	0.093848858	0	N/A	1
2013	S	-2.5	162.5	SHK	OTHERS	166	2581	282	0.109259977	0	N/A	0
2013	S	-2.5	167.5	SHK	OTHERS	167	3394	388	0.114319387	0	N/A	0
2013	S	-2.5	172.5	SHK	OTHERS	131	1591	197	0.123821496	0	N/A	1
2013	S	-2.5	177.5	SHK	OTHERS	95	841	21	0.024970273	0	N/A	0
2013	S	2.5	-172.5	SHK	OTHERS	13	59	3	0.050847458	0	N/A	0
2013	S	2.5	-167.5	SHK	OTHERS	15	54	3	0.055555556	0	N/A	0
2013	S	2.5	-162.5	SHK	OTHERS	13	45	2	0.044444444	0	N/A	0
2013	S	2.5	-152.5	SHK	OTHERS	7	32	2	0.062500000	0	N/A	0
2013	S	2.5	-142.5	SHK	OTHERS	10	34	2	0.058823529	0	N/A	0
2013	S	2.5	-132.5	SHK	OTHERS	6	14	1	0.071428571	0	N/A	0
2013	S	2.5	142.5	SHK	OTHERS	97	1011	84	0.083086053	0	N/A	0
2013	S	2.5	147.5	SHK	OTHERS	133	1847	171	0.092582566	0	N/A	0
2013	S	2.5	152.5	SHK	OTHERS	155	2227	103	0.046250561	0	N/A	0
2013	S	2.5	157.5	SHK	OTHERS	135	1760	150	0.085227273	0	N/A	1
2013	S	2.5	162.5	SHK	OTHERS	98	754	58	0.076923077	0	N/A	0
2013	S	2.5	167.5	SHK	OTHERS	131	2188	237	0.108318099	0	N/A	0
2013	S	2.5	172.5	SHK	OTHERS	80	452	36	0.079646018	0	N/A	0
2013	S	2.5	177.5	SHK	OTHERS	33	149	6	0.040268456	0	N/A	0
2013	S	7.5	-167.5	SHK	OTHERS	8	18	5	0.277777778	0	N/A	0
2013	S	7.5	137.5	SHK	OTHERS	15	40	1	0.025000000	0	N/A	0

Calendar Year	Fishery	LATITUDE (5° cell)	LONGITUDE (5° cell)	Species Category	Species (or group)	Number of vessels with observer data	Number of sets observed	Observed Captures (number)	Observed Capture Rate (per set)	Observed Mortalities (number)	Observed Mortality rate (per set)	Observed Live Releases
2013	S	7.5	142.5	SHK	OTHERS	51	254	63	0.248031496	0	N/A	0
2013	S	7.5	147.5	SHK	OTHERS	38	126	3	0.023809524	0	N/A	0
2013	S	7.5	167.5	SHK	OTHERS	18	78	9	0.115384615	0	N/A	0
2013	S	7.5	177.5	SHK	OTHERS	7	16	1	0.062500000	0	N/A	0
2014	S	-12.5	-167.5	SHK	OTHERS	18	82	1	0.012195122	0	N/A	0
2014	S	-12.5	-157.5	SHK	OTHERS	7	28	1	0.035714286	0	N/A	0
2014	S	-12.5	-152.5	SHK	OTHERS	9	57	1	0.017543860	0	N/A	0
2014	S	-12.5	157.5	SHK	OTHERS	13	63	1	0.015873016	0	N/A	0
2014	S	-7.5	-177.5	SHK	OTHERS	80	672	20	0.029761905	0	N/A	0
2014	S	-7.5	-172.5	SHK	OTHERS	55	609	20	0.032840722	0	N/A	0
2014	S	-7.5	-167.5	SHK	OTHERS	33	352	1	0.002840909	0	N/A	0
2014	S	-7.5	-162.5	SHK	OTHERS	15	96	4	0.041666667	0	N/A	0
2014	S	-7.5	-152.5	SHK	OTHERS	15	66	1	0.015151515	0	N/A	0
2014	S	-7.5	-147.5	SHK	OTHERS	8	63	3	0.047619048	0	N/A	0
2014	S	-7.5	-132.5	SHK	OTHERS	3	9	1	0.111111111	0	N/A	0
2014	S	-7.5	152.5	SHK	OTHERS	64	806	166	0.205955335	0	N/A	0
2014	S	-7.5	157.5	SHK	OTHERS	48	187	74	0.395721925	1	N/A	0
2014	S	-7.5	162.5	SHK	OTHERS	42	169	26	0.153846154	0	N/A	0
2014	S	-7.5	167.5	SHK	OTHERS	33	135	31	0.229629630	0	N/A	0
2014	S	-7.5	172.5	SHK	OTHERS	61	350	11	0.031428571	0	N/A	0
2014	S	-7.5	177.5	SHK	OTHERS	81	565	26	0.046017699	0	N/A	0
2014	S	-2.5	-177.5	SHK	OTHERS	87	947	25	0.026399155	0	N/A	0
2014	S	-2.5	-172.5	SHK	OTHERS	81	1958	93	0.047497446	0	N/A	0
2014	S	-2.5	-167.5	SHK	OTHERS	53	846	77	0.091016548	0	N/A	0
2014	S	-2.5	-162.5	SHK	OTHERS	22	144	3	0.020833333	0	N/A	0
2014	S	-2.5	-157.5	SHK	OTHERS	18	74	3	0.040540541	0	N/A	0
2014	S	-2.5	-147.5	SHK	OTHERS	12	88	4	0.045454545	0	N/A	0
2014	S	-2.5	-142.5	SHK	OTHERS	9	37	4	0.108108108	0	N/A	0
2014	S	-2.5	-137.5	SHK	OTHERS	7	23	1	0.043478261	0	N/A	0
2014	S	-2.5	142.5	SHK	OTHERS	28	165	75	0.454545455	0	N/A	0
2014	S	-2.5	147.5	SHK	OTHERS	47	333	156	0.468468468	0	N/A	0
2014	S	-2.5	152.5	SHK	OTHERS	90	821	176	0.214372716	0	N/A	0
2014	S	-2.5	157.5	SHK	OTHERS	109	1049	107	0.102001907	0	N/A	0
2014	S	-2.5	162.5	SHK	OTHERS	124	928	62	0.066810345	0	N/A	0
2014	S	-2.5	167.5	SHK	OTHERS	157	3009	405	0.134596211	0	N/A	0
2014	S	-2.5	172.5	SHK	OTHERS	159	3411	399	0.116974494	0	N/A	1
2014	S	-2.5	177.5	SHK	OTHERS	145	2263	75	0.033141847	0	N/A	0
2014	S	2.5	-172.5	SHK	OTHERS	31	219	3	0.013698630	0	N/A	0

Calendar Year	Fishery	LATITUDE (5° cell)	LONGITUDE (5° cell)	Species Category	Species (or group)	Number of vessels with observer data	Number of sets observed	Observed Captures (number)	Observed Capture Rate (per set)	Observed Mortalities (number)	Observed Mortality rate (per set)	Observed Live Releases
2014	S	2.5	-162.5	SHK	OTHERS	13	57	21	0.368421053	0	N/A	0
2014	S	2.5	-157.5	SHK	OTHERS	27	190	14	0.073684211	0	N/A	0
2014	S	2.5	-152.5	SHK	OTHERS	6	29	81	2.793103448	0	N/A	0
2014	S	2.5	-112.5	SHK	OTHERS	3	9	2	0.222222222	0	N/A	0
2014	S	2.5	-107.5	SHK	OTHERS	3	7	2	0.285714286	0	N/A	0
2014	S	2.5	132.5	SHK	OTHERS	5	31	3	0.096774194	0	N/A	0
2014	S	2.5	142.5	SHK	OTHERS	37	341	6	0.017595308	0	N/A	0
2014	S	2.5	147.5	SHK	OTHERS	53	335	4	0.011940299	0	N/A	0
2014	S	2.5	152.5	SHK	OTHERS	78	572	34	0.059440559	0	N/A	0
2014	S	2.5	157.5	SHK	OTHERS	99	973	49	0.050359712	0	N/A	0
2014	S	2.5	162.5	SHK	OTHERS	104	1141	52	0.045574058	0	N/A	0
2014	S	2.5	167.5	SHK	OTHERS	135	3531	261	0.073916737	0	N/A	0
2014	S	2.5	172.5	SHK	OTHERS	133	2374	182	0.076663858	0	N/A	0
2014	S	2.5	177.5	SHK	OTHERS	81	462	85	0.183982684	0	N/A	0
2014	S	7.5	-172.5	SHK	OTHERS	3	10	4	0.400000000	0	N/A	0
2014	S	7.5	-137.5	SHK	OTHERS	5	17	2	0.117647059	0	N/A	0
2014	S	7.5	157.5	SHK	OTHERS	35	87	1	0.011494253	0	N/A	0
2014	S	7.5	162.5	SHK	OTHERS	31	126	1	0.007936508	0	N/A	0
2014	S	7.5	172.5	SHK	OTHERS	39	124	17	0.137096774	0	N/A	0
2014	S	7.5	177.5	SHK	OTHERS	13	40	7	0.175000000	0	N/A	0
2015	S	-12.5	-177.5	SHK	OTHERS	12	86	3	0.034883721	0	N/A	0
2015	S	-12.5	-172.5	SHK	OTHERS	18	77	1	0.012987013	0	N/A	0
2015	S	-12.5	167.5	SHK	OTHERS	15	61	5	0.081967213	0	N/A	0
2015	S	-12.5	172.5	SHK	OTHERS	14	77	13	0.168831169	0	N/A	0
2015	S	-7.5	-177.5	SHK	OTHERS	68	726	28	0.038567493	0	N/A	0
2015	S	-7.5	-172.5	SHK	OTHERS	45	818	16	0.019559902	0	N/A	0
2015	S	-7.5	-167.5	SHK	OTHERS	79	1269	41	0.032308905	0	N/A	0
2015	S	-7.5	-162.5	SHK	OTHERS	47	493	12	0.024340771	0	N/A	0
2015	S	-7.5	-157.5	SHK	OTHERS	16	139	12	0.086330935	0	N/A	0
2015	S	-7.5	-152.5	SHK	OTHERS	10	54	3	0.055555556	0	N/A	0
2015	S	-7.5	152.5	SHK	OTHERS	16	56	4	0.071428571	0	N/A	0
2015	S	-7.5	157.5	SHK	OTHERS	14	33	7	0.212121212	0	N/A	0
2015	S	-7.5	162.5	SHK	OTHERS	62	431	57	0.132250580	0	N/A	0
2015	S	-7.5	167.5	SHK	OTHERS	68	527	72	0.136622391	0	N/A	0
2015	S	-7.5	172.5	SHK	OTHERS	35	152	39	0.256578947	0	N/A	0
2015	S	-7.5	177.5	SHK	OTHERS	69	612	34	0.055555556	0	N/A	0
2015	S	-2.5	-177.5	SHK	OTHERS	67	414	25	0.060386473	0	N/A	0
2015	S	-2.5	-172.5	SHK	OTHERS	33	268	16	0.059701493	0	N/A	0

Calendar Year	Fishery	LATITUDE (5° cell)	LONGITUDE (5° cell)	Species Category	Species (or group)	Number of vessels with observer data	Number of sets observed	Observed Captures (number)	Observed Capture Rate (per set)	Observed Mortalities (number)	Observed Mortality rate (per set)	Observed Live Releases
2015	S	-2.5	-167.5	SHK	OTHERS	98	1642	61	0.037149817	0	N/A	0
2015	S	-2.5	-162.5	SHK	OTHERS	68	707	17	0.024045262	0	N/A	0
2015	S	-2.5	-157.5	SHK	OTHERS	32	511	23	0.045009785	0	N/A	0
2015	S	-2.5	-152.5	SHK	OTHERS	13	57	11	0.192982456	0	N/A	0
2015	S	-2.5	-142.5	SHK	OTHERS	7	68	4	0.058823529	0	N/A	0
2015	S	-2.5	-137.5	SHK	OTHERS	5	22	1	0.045454545	0	N/A	0
2015	S	-2.5	142.5	SHK	OTHERS	9	70	5	0.071428571	0	N/A	0
2015	S	-2.5	147.5	SHK	OTHERS	35	223	48	0.215246637	0	N/A	0
2015	S	-2.5	152.5	SHK	OTHERS	50	219	13	0.059360731	0	N/A	0
2015	S	-2.5	157.5	SHK	OTHERS	74	315	43	0.136507937	0	N/A	0
2015	S	-2.5	162.5	SHK	OTHERS	67	361	41	0.113573407	0	N/A	0
2015	S	-2.5	167.5	SHK	OTHERS	122	1338	278	0.207772795	0	N/A	0
2015	S	-2.5	172.5	SHK	OTHERS	122	1379	158	0.114575780	0	N/A	0
2015	S	-2.5	177.5	SHK	OTHERS	112	1369	174	0.127100073	1	N/A	0
2015	S	2.5	-177.5	SHK	OTHERS	16	68	1	0.014705882	0	N/A	0
2015	S	2.5	-172.5	SHK	OTHERS	36	216	40	0.185185185	0	N/A	0
2015	S	2.5	-167.5	SHK	OTHERS	41	402	48	0.119402985	0	N/A	0
2015	S	2.5	-157.5	SHK	OTHERS	18	155	9	0.058064516	0	N/A	0
2015	S	2.5	142.5	SHK	OTHERS	19	74	2	0.027027027	0	N/A	0
2015	S	2.5	147.5	SHK	OTHERS	47	380	23	0.060526316	0	N/A	0
2015	S	2.5	152.5	SHK	OTHERS	67	422	90	0.213270142	0	N/A	0
2015	S	2.5	157.5	SHK	OTHERS	83	714	69	0.096638655	0	N/A	1
2015	S	2.5	162.5	SHK	OTHERS	96	1065	67	0.062910798	0	N/A	0
2015	S	2.5	167.5	SHK	OTHERS	124	1521	165	0.108481262	0	N/A	0
2015	S	2.5	172.5	SHK	OTHERS	114	971	118	0.121524202	0	N/A	0
2015	S	2.5	177.5	SHK	OTHERS	110	986	36	0.036511156	0	N/A	0
2015	S	7.5	157.5	SHK	OTHERS	16	38	1	0.026315789	0	N/A	0
2015	S	7.5	167.5	SHK	OTHERS	10	18	1	0.055555556	0	N/A	0
2015	S	7.5	177.5	SHK	OTHERS	12	15	1	0.066666667	0	N/A	0
2013	S	-7.5	162.5	SHK	PELAGIC THRESHER SHARK	105	1038	2	0.001926782	0	N/A	0
2013	S	-7.5	172.5	SHK	PELAGIC THRESHER SHARK	50	211	1	0.004739336	0	N/A	0
2013	S	-2.5	142.5	SHK	PELAGIC THRESHER SHARK	63	544	1	0.001838235	0	N/A	0
2013	S	-2.5	162.5	SHK	PELAGIC THRESHER SHARK	166	2581	1	0.000387447	0	N/A	0
2014	S	-2.5	142.5	SHK	PELAGIC THRESHER SHARK	28	165	1	0.006060606	0	N/A	0
2014	S	2.5	152.5	SHK	PELAGIC THRESHER SHARK	78	572	1	0.001748252	0	N/A	0
2014	S	2.5	177.5	SHK	PELAGIC THRESHER SHARK	81	462	1	0.002164502	0	N/A	0
2015	S	-2.5	167.5	SHK	PELAGIC THRESHER SHARK	122	1338	1	0.000747384	0	N/A	0
2015	S	-2.5	177.5	SHK	PELAGIC THRESHER SHARK	112	1369	1	0.000730460	0	N/A	0

Calendar Year	Fishery	LATITUDE (5° cell)	LONGITUDE (5° cell)	Species Category	Species (or group)	Number of vessels with observer data	Number of sets observed	Observed Captures (number)	Observed Capture Rate (per set)	Observed Mortalities (number)	Observed Mortality rate (per set)	Observed Live Releases
2015	S	2.5	157.5	SHK	PELAGIC THRESHER SHARK	83	714	1	0.001400560	0	N/A	0
2015	S	2.5	177.5	SHK	PELAGIC THRESHER SHARK	110	986	1	0.001014199	0	N/A	0
2013	S	-2.5	-172.5	SHK	SCALLOPED HAMMERHEAD	41	476	1	0.002100840	0	N/A	0
2013	S	-2.5	-167.5	SHK	SCALLOPED HAMMERHEAD	24	156	1	0.006410256	0	N/A	0
2013	S	-2.5	-142.5	SHK	SCALLOPED HAMMERHEAD	11	52	1	0.019230769	0	N/A	0
2013	S	-2.5	142.5	SHK	SCALLOPED HAMMERHEAD	63	544	1	0.001838235	0	N/A	0
2013	S	-2.5	177.5	SHK	SCALLOPED HAMMERHEAD	95	841	1	0.001189061	0	N/A	0
2013	S	2.5	-147.5	SHK	SCALLOPED HAMMERHEAD	13	65	1	0.015384615	0	N/A	0
2013	S	2.5	147.5	SHK	SCALLOPED HAMMERHEAD	133	1847	1	0.000541419	0	N/A	0
2013	S	2.5	157.5	SHK	SCALLOPED HAMMERHEAD	135	1760	1	0.000568182	0	N/A	0
2014	S	-7.5	-177.5	SHK	SCALLOPED HAMMERHEAD	80	672	1	0.001488095	0	N/A	0
2014	S	-7.5	-152.5	SHK	SCALLOPED HAMMERHEAD	15	66	1	0.015151515	0	N/A	0
2014	S	-2.5	-162.5	SHK	SCALLOPED HAMMERHEAD	22	144	1	0.006944444	0	N/A	0
2014	S	-2.5	-147.5	SHK	SCALLOPED HAMMERHEAD	12	88	2	0.022727273	0	N/A	0
2014	S	-2.5	-142.5	SHK	SCALLOPED HAMMERHEAD	9	37	1	0.027027027	0	N/A	0
2014	S	-2.5	152.5	SHK	SCALLOPED HAMMERHEAD	90	821	1	0.001218027	0	N/A	0
2014	S	-2.5	157.5	SHK	SCALLOPED HAMMERHEAD	109	1049	1	0.000953289	0	N/A	0
2014	S	-2.5	172.5	SHK	SCALLOPED HAMMERHEAD	159	3411	2	0.000586338	0	N/A	0
2014	S	-2.5	177.5	SHK	SCALLOPED HAMMERHEAD	145	2263	1	0.000441891	0	N/A	0
2014	S	2.5	162.5	SHK	SCALLOPED HAMMERHEAD	104	1141	1	0.000876424	0	N/A	0
2014	S	2.5	167.5	SHK	SCALLOPED HAMMERHEAD	135	3531	1	0.000283206	0	N/A	0
2014	S	2.5	172.5	SHK	SCALLOPED HAMMERHEAD	133	2374	2	0.000842460	0	N/A	0
2015	S	-12.5	172.5	SHK	SCALLOPED HAMMERHEAD	14	77	1	0.012987013	0	N/A	0
2015	S	-2.5	-172.5	SHK	SCALLOPED HAMMERHEAD	33	268	1	0.003731343	0	N/A	0
2015	S	2.5	-172.5	SHK	SCALLOPED HAMMERHEAD	36	216	1	0.004629630	0	N/A	0
2015	S	2.5	157.5	SHK	SCALLOPED HAMMERHEAD	83	714	2	0.002801120	0	N/A	0
2015	S	2.5	172.5	SHK	SCALLOPED HAMMERHEAD	114	971	1	0.001029866	0	N/A	0
2013	S	-7.5	152.5	SHK	SHORT FIN MAKO SHARK	91	1235	2	0.001619433	0	N/A	0
2013	S	-7.5	162.5	SHK	SHORT FIN MAKO SHARK	105	1038	1	0.000963391	0	N/A	0
2013	S	-2.5	152.5	SHK	SHORT FIN MAKO SHARK	169	2459	1	0.000406669	0	N/A	0
2013	S	-2.5	172.5	SHK	SHORT FIN MAKO SHARK	131	1591	1	0.000628536	0	N/A	0
2013	S	2.5	-177.5	SHK	SHORT FIN MAKO SHARK	11	56	1	0.017857143	0	N/A	0
2013	S	2.5	172.5	SHK	SHORT FIN MAKO SHARK	80	452	1	0.002212389	0	N/A	0
2013	S	2.5	177.5	SHK	SHORT FIN MAKO SHARK	33	149	1	0.006711409	0	N/A	0
2014	S	-7.5	-172.5	SHK	SHORT FIN MAKO SHARK	55	609	1	0.001642036	0	N/A	0
2014	S	-2.5	162.5	SHK	SHORT FIN MAKO SHARK	124	928	1	0.001077586	0	N/A	0
2014	S	2.5	142.5	SHK	SHORT FIN MAKO SHARK	37	341	2	0.005865103	0	N/A	0
2014	S	7.5	157.5	SHK	SHORT FIN MAKO SHARK	35	87	3	0.034482759	0	N/A	0

Calendar Year	Fishery	LATITUDE (5° cell)	LONGITUDE (5° cell)	Species Category	Species (or group)	Number of vessels with observer data	Number of sets observed	Observed Captures (number)	Observed Capture Rate (per set)	Observed Mortalities (number)	Observed Mortality rate (per set)	Observed Live Releases
2015	S	-7.5	-177.5	SHK	SHORT FIN MAKO SHARK	68	726	1	0.001377410	0	N/A	0
2015	S	-7.5	172.5	SHK	SHORT FIN MAKO SHARK	35	152	15	0.098684211	0	N/A	0
2015	S	-2.5	167.5	SHK	SHORT FIN MAKO SHARK	122	1338	2	0.001494768	0	N/A	0
2015	S	-2.5	172.5	SHK	SHORT FIN MAKO SHARK	122	1379	7	0.005076142	0	N/A	0
2015	S	2.5	162.5	SHK	SHORT FIN MAKO SHARK	96	1065	1	0.000938967	0	N/A	0
2015	S	7.5	157.5	SHK	SHORT FIN MAKO SHARK	16	38	6	0.157894737	0	N/A	0
2013	S	-12.5	-172.5	SHK	SILKY SHARK	10	22	52	2.363636364	0	N/A	0
2013	S	-12.5	-167.5	SHK	SILKY SHARK	10	25	29	1.160000000	0	N/A	0
2013	S	-12.5	-162.5	SHK	SILKY SHARK	6	28	85	3.035714286	0	N/A	0
2013	S	-12.5	-157.5	SHK	SILKY SHARK	5	11	42	3.818181818	0	N/A	0
2013	S	-12.5	152.5	SHK	SILKY SHARK	3	5	1	0.200000000	0	N/A	0
2013	S	-12.5	157.5	SHK	SILKY SHARK	33	247	121	0.489878543	0	N/A	0
2013	S	-12.5	162.5	SHK	SILKY SHARK	17	40	23	0.575000000	0	N/A	0
2013	S	-12.5	167.5	SHK	SILKY SHARK	10	16	15	0.937500000	0	N/A	0
2013	S	-12.5	172.5	SHK	SILKY SHARK	9	39	4	0.102564103	0	N/A	0
2013	S	-12.5	177.5	SHK	SILKY SHARK	6	12	13	1.083333333	0	N/A	0
2013	S	-7.5	-177.5	SHK	SILKY SHARK	42	336	480	1.428571429	0	N/A	0
2013	S	-7.5	-172.5	SHK	SILKY SHARK	41	393	293	0.745547074	0	N/A	0
2013	S	-7.5	-167.5	SHK	SILKY SHARK	29	264	309	1.170454545	0	N/A	0
2013	S	-7.5	-162.5	SHK	SILKY SHARK	12	76	158	2.078947368	0	N/A	0
2013	S	-7.5	-157.5	SHK	SILKY SHARK	12	26	57	2.192307692	0	N/A	0
2013	S	-7.5	-152.5	SHK	SILKY SHARK	8	29	18	0.620689655	0	N/A	0
2013	S	-7.5	-147.5	SHK	SILKY SHARK	9	41	43	1.048780488	0	N/A	0
2013	S	-7.5	-142.5	SHK	SILKY SHARK	9	17	28	1.647058824	0	N/A	0
2013	S	-7.5	-137.5	SHK	SILKY SHARK	4	11	1	0.090909091	0	N/A	0
2013	S	-7.5	-132.5	SHK	SILKY SHARK	3	8	4	0.500000000	0	N/A	0
2013	S	-7.5	-127.5	SHK	SILKY SHARK	4	8	1	0.125000000	0	N/A	0
2013	S	-7.5	147.5	SHK	SILKY SHARK	11	18	13	0.722222222	0	N/A	0
2013	S	-7.5	152.5	SHK	SILKY SHARK	91	1235	1426	1.154655870	0	N/A	0
2013	S	-7.5	157.5	SHK	SILKY SHARK	101	699	679	0.971387697	0	N/A	0
2013	S	-7.5	162.5	SHK	SILKY SHARK	105	1038	1122	1.080924855	0	N/A	0
2013	S	-7.5	167.5	SHK	SILKY SHARK	60	359	806	2.245125348	0	N/A	0
2013	S	-7.5	172.5	SHK	SILKY SHARK	50	211	125	0.592417062	0	N/A	0
2013	S	-7.5	177.5	SHK	SILKY SHARK	57	357	407	1.140056022	0	N/A	0
2013	S	-2.5	-177.5	SHK	SILKY SHARK	56	493	215	0.436105477	0	N/A	0
2013	S	-2.5	-172.5	SHK	SILKY SHARK	41	476	147	0.308823529	0	N/A	0
2013	S	-2.5	-167.5	SHK	SILKY SHARK	24	156	111	0.711538462	0	N/A	0
2013	S	-2.5	-162.5	SHK	SILKY SHARK	14	37	46	1.243243243	0	N/A	0

Calendar Year	Fishery	LATITUDE (5° cell)	LONGITUDE (5° cell)	Species Category	Species (or group)	Number of vessels with observer data	Number of sets observed	Observed Captures (number)	Observed Capture Rate (per set)	Observed Mortalities (number)	Observed Mortality rate (per set)	Observed Live Releases
2013	S	-2.5	-157.5	SHK	SILKY SHARK	23	104	37	0.355769231	0	N/A	0
2013	S	-2.5	-152.5	SHK	SILKY SHARK	13	52	52	1.000000000	0	N/A	0
2013	S	-2.5	-147.5	SHK	SILKY SHARK	14	91	183	2.010989011	0	N/A	0
2013	S	-2.5	-142.5	SHK	SILKY SHARK	11	52	90	1.730769231	0	N/A	0
2013	S	-2.5	-137.5	SHK	SILKY SHARK	8	25	10	0.400000000	0	N/A	0
2013	S	-2.5	142.5	SHK	SILKY SHARK	63	544	360	0.661764706	0	N/A	0
2013	S	-2.5	147.5	SHK	SILKY SHARK	115	800	503	0.628750000	0	N/A	0
2013	S	-2.5	152.5	SHK	SILKY SHARK	169	2459	3169	1.288735258	0	N/A	0
2013	S	-2.5	157.5	SHK	SILKY SHARK	179	5690	3778	0.663971880	0	N/A	0
2013	S	-2.5	162.5	SHK	SILKY SHARK	166	2581	1462	0.566447114	0	N/A	0
2013	S	-2.5	167.5	SHK	SILKY SHARK	167	3394	1138	0.335297584	1	N/A	0
2013	S	-2.5	172.5	SHK	SILKY SHARK	131	1591	543	0.341294783	0	N/A	0
2013	S	-2.5	177.5	SHK	SILKY SHARK	95	841	445	0.529131986	0	N/A	0
2013	S	2.5	-177.5	SHK	SILKY SHARK	11	56	163	2.910714286	0	N/A	0
2013	S	2.5	-172.5	SHK	SILKY SHARK	13	59	83	1.406779661	0	N/A	0
2013	S	2.5	-167.5	SHK	SILKY SHARK	15	54	94	1.740740741	0	N/A	0
2013	S	2.5	-162.5	SHK	SILKY SHARK	13	45	64	1.422222222	0	N/A	0
2013	S	2.5	-157.5	SHK	SILKY SHARK	10	54	163	3.018518519	0	N/A	0
2013	S	2.5	-152.5	SHK	SILKY SHARK	7	32	61	1.906250000	0	N/A	0
2013	S	2.5	-147.5	SHK	SILKY SHARK	13	65	125	1.923076923	0	N/A	0
2013	S	2.5	-142.5	SHK	SILKY SHARK	10	34	75	2.205882353	0	N/A	0
2013	S	2.5	-137.5	SHK	SILKY SHARK	10	22	35	1.590909091	0	N/A	0
2013	S	2.5	-132.5	SHK	SILKY SHARK	6	14	14	1.000000000	0	N/A	0
2013	S	2.5	-127.5	SHK	SILKY SHARK	7	9	15	1.666666667	0	N/A	0
2013	S	2.5	-122.5	SHK	SILKY SHARK	4	5	12	2.400000000	0	N/A	0
2013	S	2.5	137.5	SHK	SILKY SHARK	5	5	10	2.000000000	0	N/A	0
2013	S	2.5	142.5	SHK	SILKY SHARK	97	1011	1124	1.111770524	0	N/A	0
2013	S	2.5	147.5	SHK	SILKY SHARK	133	1847	1263	0.683811586	0	N/A	0
2013	S	2.5	152.5	SHK	SILKY SHARK	155	2227	1660	0.745397396	0	N/A	0
2013	S	2.5	157.5	SHK	SILKY SHARK	135	1760	1678	0.953409091	0	N/A	0
2013	S	2.5	162.5	SHK	SILKY SHARK	98	754	282	0.374005305	0	N/A	0
2013	S	2.5	167.5	SHK	SILKY SHARK	131	2188	882	0.403107861	0	N/A	1
2013	S	2.5	172.5	SHK	SILKY SHARK	80	452	14169	31.347345133	0	N/A	0
2013	S	2.5	177.5	SHK	SILKY SHARK	33	149	378	2.536912752	0	N/A	0
2013	S	7.5	-177.5	SHK	SILKY SHARK	9	50	266	5.320000000	0	N/A	0
2013	S	7.5	-172.5	SHK	SILKY SHARK	5	11	26	2.363636364	0	N/A	0
2013	S	7.5	-167.5	SHK	SILKY SHARK	8	18	54	3.000000000	0	N/A	0
2013	S	7.5	-157.5	SHK	SILKY SHARK	4	5	49	9.800000000	0	N/A	0



Calendar Year	Fishery	LATITUDE (5° cell)	LONGITUDE (5° cell)	Species Category	Species (or group)	Number of vessels with observer data	Number of sets observed	Observed Captures (number)	Observed Capture Rate (per set)	Observed Mortalities (number)	Observed Mortality rate (per set)	Observed Live Releases
2013	S	7.5	-152.5	SHK	SILKY SHARK	4	12	33	2.750000000	0	N/A	0
2013	S	7.5	-147.5	SHK	SILKY SHARK	8	27	148	5.481481481	0	N/A	0
2013	S	7.5	-142.5	SHK	SILKY SHARK	8	18	28	1.555555556	0	N/A	0
2013	S	7.5	-137.5	SHK	SILKY SHARK	3	4	21	5.250000000	0	N/A	0
2013	S	7.5	-132.5	SHK	SILKY SHARK	3	4	26	6.500000000	0	N/A	0
2013	S	7.5	-127.5	SHK	SILKY SHARK	4	17	32	1.882352941	0	N/A	0
2013	S	7.5	-122.5	SHK	SILKY SHARK	4	7	13	1.857142857	0	N/A	0
2013	S	7.5	-117.5	SHK	SILKY SHARK	3	8	27	3.375000000	0	N/A	0
2013	S	7.5	137.5	SHK	SILKY SHARK	15	40	51	1.275000000	0	N/A	0
2013	S	7.5	142.5	SHK	SILKY SHARK	51	254	372	1.464566929	0	N/A	0
2013	S	7.5	147.5	SHK	SILKY SHARK	38	126	274	2.174603175	0	N/A	0
2013	S	7.5	152.5	SHK	SILKY SHARK	19	53	24	0.452830189	0	N/A	0
2013	S	7.5	157.5	SHK	SILKY SHARK	17	25	16	0.640000000	0	N/A	0
2013	S	7.5	162.5	SHK	SILKY SHARK	19	24	15	0.625000000	0	N/A	0
2013	S	7.5	167.5	SHK	SILKY SHARK	18	78	17	0.217948718	0	N/A	0
2013	S	7.5	172.5	SHK	SILKY SHARK	33	163	58	0.355828221	0	N/A	0
2013	S	7.5	177.5	SHK	SILKY SHARK	7	16	32	2.000000000	0	N/A	0
2014	S	-12.5	-177.5	SHK	SILKY SHARK	3	5	12	2.400000000	0	N/A	0
2014	S	-12.5	-172.5	SHK	SILKY SHARK	15	120	109	0.908333333	0	N/A	1
2014	S	-12.5	-167.5	SHK	SILKY SHARK	18	82	140	1.707317073	0	N/A	0
2014	S	-12.5	-162.5	SHK	SILKY SHARK	8	22	55	2.500000000	0	N/A	0
2014	S	-12.5	-157.5	SHK	SILKY SHARK	7	28	79	2.821428571	0	N/A	0
2014	S	-12.5	-152.5	SHK	SILKY SHARK	9	57	458	8.035087719	0	N/A	0
2014	S	-12.5	-147.5	SHK	SILKY SHARK	7	17	92	5.411764706	0	N/A	0
2014	S	-12.5	152.5	SHK	SILKY SHARK	7	10	26	2.600000000	0	N/A	1
2014	S	-12.5	157.5	SHK	SILKY SHARK	13	63	51	0.809523810	0	N/A	1
2014	S	-12.5	162.5	SHK	SILKY SHARK	3	5	5	1.000000000	0	N/A	0
2014	S	-12.5	167.5	SHK	SILKY SHARK	4	18	32	1.777777778	0	N/A	0
2014	S	-12.5	172.5	SHK	SILKY SHARK	3	4	7	1.750000000	0	N/A	0
2014	S	-12.5	177.5	SHK	SILKY SHARK	5	11	9	0.818181818	0	N/A	0
2014	S	-7.5	-177.5	SHK	SILKY SHARK	80	672	676	1.005952381	0	N/A	1
2014	S	-7.5	-172.5	SHK	SILKY SHARK	55	609	871	1.430213465	2	N/A	2
2014	S	-7.5	-167.5	SHK	SILKY SHARK	33	352	824	2.340909091	6	N/A	1
2014	S	-7.5	-162.5	SHK	SILKY SHARK	15	96	272	2.833333333	5	N/A	0
2014	S	-7.5	-157.5	SHK	SILKY SHARK	16	44	108	2.454545455	0	N/A	0
2014	S	-7.5	-152.5	SHK	SILKY SHARK	15	66	162	2.454545455	0	N/A	0
2014	S	-7.5	-147.5	SHK	SILKY SHARK	8	63	90	1.428571429	0	N/A	0
2014	S	-7.5	-142.5	SHK	SILKY SHARK	5	16	4	0.250000000	0	N/A	0

Calendar Year	Fishery	LATITUDE (5° cell)	LONGITUDE (5° cell)	Species Category	Species (or group)	Number of vessels with observer data	Number of sets observed	Observed Captures (number)	Observed Capture Rate (per set)	Observed Mortalities (number)	Observed Mortality rate (per set)	Observed Live Releases
2014	S	-7.5	-132.5	SHK	SILKY SHARK	3	9	14	1.555555556	0	N/A	0
2014	S	-7.5	152.5	SHK	SILKY SHARK	64	806	830	1.029776675	0	N/A	1
2014	S	-7.5	157.5	SHK	SILKY SHARK	48	187	542	2.898395722	9	N/A	0
2014	S	-7.5	162.5	SHK	SILKY SHARK	42	169	434	2.568047337	1	N/A	0
2014	S	-7.5	167.5	SHK	SILKY SHARK	33	135	226	1.674074074	0	N/A	0
2014	S	-7.5	172.5	SHK	SILKY SHARK	61	350	280	0.800000000	1	N/A	0
2014	S	-7.5	177.5	SHK	SILKY SHARK	81	565	440	0.778761062	0	N/A	0
2014	S	-2.5	-177.5	SHK	SILKY SHARK	87	947	507	0.535374868	22	N/A	4
2014	S	-2.5	-172.5	SHK	SILKY SHARK	81	1958	686	0.350357508	9	N/A	4
2014	S	-2.5	-167.5	SHK	SILKY SHARK	53	846	583	0.689125296	3	N/A	4
2014	S	-2.5	-162.5	SHK	SILKY SHARK	22	144	70	0.486111111	0	N/A	1
2014	S	-2.5	-157.5	SHK	SILKY SHARK	18	74	71	0.959459459	0	N/A	0
2014	S	-2.5	-152.5	SHK	SILKY SHARK	13	55	22	0.400000000	0	N/A	0
2014	S	-2.5	-147.5	SHK	SILKY SHARK	12	88	136	1.545454545	0	N/A	0
2014	S	-2.5	-142.5	SHK	SILKY SHARK	9	37	132	3.567567568	0	N/A	0
2014	S	-2.5	-137.5	SHK	SILKY SHARK	7	23	27	1.173913043	0	N/A	0
2014	S	-2.5	-132.5	SHK	SILKY SHARK	5	9	16	1.777777778	0	N/A	0
2014	S	-2.5	142.5	SHK	SILKY SHARK	28	165	100	0.606060606	0	N/A	0
2014	S	-2.5	147.5	SHK	SILKY SHARK	47	333	581	1.744744745	0	N/A	0
2014	S	-2.5	152.5	SHK	SILKY SHARK	90	821	1220	1.485992692	0	N/A	4
2014	S	-2.5	157.5	SHK	SILKY SHARK	109	1049	2423	2.309818875	29	N/A	6
2014	S	-2.5	162.5	SHK	SILKY SHARK	124	928	1365	1.470905172	6	N/A	2
2014	S	-2.5	167.5	SHK	SILKY SHARK	157	3009	3034	1.008308408	16	N/A	5
2014	S	-2.5	172.5	SHK	SILKY SHARK	159	3411	2299	0.673995896	5	N/A	1
2014	S	-2.5	177.5	SHK	SILKY SHARK	145	2263	876	0.387096774	1	N/A	1
2014	S	2.5	-177.5	SHK	SILKY SHARK	7	33	3	0.090909091	2	N/A	1
2014	S	2.5	-172.5	SHK	SILKY SHARK	31	219	28	0.127853881	0	N/A	0
2014	S	2.5	-167.5	SHK	SILKY SHARK	21	43	98	2.279069767	0	N/A	0
2014	S	2.5	-162.5	SHK	SILKY SHARK	13	57	105	1.842105263	0	N/A	0
2014	S	2.5	-157.5	SHK	SILKY SHARK	27	190	175	0.921052632	0	N/A	1
2014	S	2.5	-152.5	SHK	SILKY SHARK	6	29	112	3.862068966	0	N/A	0
2014	S	2.5	-147.5	SHK	SILKY SHARK	9	70	401	5.728571429	0	N/A	0
2014	S	2.5	-142.5	SHK	SILKY SHARK	6	28	251	8.964285714	0	N/A	0
2014	S	2.5	-137.5	SHK	SILKY SHARK	7	28	188	6.714285714	0	N/A	0
2014	S	2.5	-132.5	SHK	SILKY SHARK	6	23	107	4.652173913	0	N/A	0
2014	S	2.5	-127.5	SHK	SILKY SHARK	6	29	129	4.448275862	0	N/A	0
2014	S	2.5	-122.5	SHK	SILKY SHARK	6	13	47	3.615384615	0	N/A	0
2014	S	2.5	-117.5	SHK	SILKY SHARK	4	8	38	4.750000000	0	N/A	0

Calendar Year	Fishery	LATITUDE (5° cell)	LONGITUDE (5° cell)	Species Category	Species (or group)	Number of vessels with observer data	Number of sets observed	Observed Captures (number)	Observed Capture Rate (per set)	Observed Mortalities (number)	Observed Mortality rate (per set)	Observed Live Releases
2014	S	2.5	-112.5	SHK	SILKY SHARK	3	9	27	3.000000000	0	N/A	0
2014	S	2.5	-107.5	SHK	SILKY SHARK	3	7	16	2.285714286	0	N/A	0
2014	S	2.5	132.5	SHK	SILKY SHARK	5	31	8	0.258064516	0	N/A	0
2014	S	2.5	142.5	SHK	SILKY SHARK	37	341	251	0.736070381	0	N/A	0
2014	S	2.5	147.5	SHK	SILKY SHARK	53	335	247	0.737313433	0	N/A	0
2014	S	2.5	152.5	SHK	SILKY SHARK	78	572	498	0.870629371	0	N/A	0
2014	S	2.5	157.5	SHK	SILKY SHARK	99	973	569	0.584789311	11	N/A	4
2014	S	2.5	162.5	SHK	SILKY SHARK	104	1141	630	0.552147239	0	N/A	4
2014	S	2.5	167.5	SHK	SILKY SHARK	135	3531	2323	0.657887284	5	N/A	1
2014	S	2.5	172.5	SHK	SILKY SHARK	133	2374	1531	0.644903117	7	N/A	0
2014	S	2.5	177.5	SHK	SILKY SHARK	81	462	233	0.504329004	0	N/A	0
2014	S	7.5	-172.5	SHK	SILKY SHARK	3	10	12	1.200000000	0	N/A	0
2014	S	7.5	-157.5	SHK	SILKY SHARK	3	11	42	3.818181818	0	N/A	0
2014	S	7.5	-147.5	SHK	SILKY SHARK	6	23	137	5.956521739	0	N/A	0
2014	S	7.5	-142.5	SHK	SILKY SHARK	6	15	62	4.133333333	0	N/A	0
2014	S	7.5	-137.5	SHK	SILKY SHARK	5	17	60	3.529411765	0	N/A	0
2014	S	7.5	-132.5	SHK	SILKY SHARK	4	12	67	5.583333333	0	N/A	0
2014	S	7.5	-127.5	SHK	SILKY SHARK	3	8	112	14.000000000	0	N/A	0
2014	S	7.5	-122.5	SHK	SILKY SHARK	5	13	125	9.615384615	0	N/A	0
2014	S	7.5	-117.5	SHK	SILKY SHARK	4	10	41	4.100000000	0	N/A	0
2014	S	7.5	-107.5	SHK	SILKY SHARK	3	9	27	3.000000000	0	N/A	0
2014	S	7.5	137.5	SHK	SILKY SHARK	13	88	38	0.431818182	0	N/A	0
2014	S	7.5	142.5	SHK	SILKY SHARK	12	36	65	1.805555556	0	N/A	0
2014	S	7.5	147.5	SHK	SILKY SHARK	15	43	141	3.279069767	0	N/A	0
2014	S	7.5	152.5	SHK	SILKY SHARK	18	38	48	1.263157895	0	N/A	0
2014	S	7.5	157.5	SHK	SILKY SHARK	35	87	101	1.160919540	0	N/A	0
2014	S	7.5	162.5	SHK	SILKY SHARK	31	126	91	0.722222222	0	N/A	0
2014	S	7.5	167.5	SHK	SILKY SHARK	16	35	32	0.914285714	0	N/A	0
2014	S	7.5	172.5	SHK	SILKY SHARK	39	124	308	2.483870968	0	N/A	0
2014	S	7.5	177.5	SHK	SILKY SHARK	13	40	52	1.300000000	0	N/A	0
2015	S	-12.5	-177.5	SHK	SILKY SHARK	12	86	154	1.790697674	2	N/A	0
2015	S	-12.5	-172.5	SHK	SILKY SHARK	18	77	94	1.220779221	4	N/A	1
2015	S	-12.5	-167.5	SHK	SILKY SHARK	12	47	101	2.148936170	9	N/A	2
2015	S	-12.5	-162.5	SHK	SILKY SHARK	4	14	82	5.857142857	2	N/A	0
2015	S	-12.5	157.5	SHK	SILKY SHARK	4	7	94	13.428571429	1	N/A	0
2015	S	-12.5	162.5	SHK	SILKY SHARK	4	10	5	0.500000000	0	N/A	0
2015	S	-12.5	167.5	SHK	SILKY SHARK	15	61	67	1.098360656	5	N/A	0
2015	S	-12.5	172.5	SHK	SILKY SHARK	14	77	85	1.103896104	7	N/A	1

Calendar Year	Fishery	LATITUDE (5° cell)	LONGITUDE (5° cell)	Species Category	Species (or group)	Number of vessels with observer data	Number of sets observed	Observed Captures (number)	Observed Capture Rate (per set)	Observed Mortalities (number)	Observed Mortality rate (per set)	Observed Live Releases
2015	S	-12.5	177.5	SHK	SILKY SHARK	8	23	45	1.956521739	4	N/A	0
2015	S	-7.5	-177.5	SHK	SILKY SHARK	68	726	558	0.768595041	36	N/A	7
2015	S	-7.5	-172.5	SHK	SILKY SHARK	45	818	195	0.238386308	10	N/A	5
2015	S	-7.5	-167.5	SHK	SILKY SHARK	79	1269	542	0.427107959	28	N/A	7
2015	S	-7.5	-162.5	SHK	SILKY SHARK	47	493	331	0.671399594	32	N/A	1
2015	S	-7.5	-157.5	SHK	SILKY SHARK	16	139	68	0.489208633	10	N/A	0
2015	S	-7.5	-152.5	SHK	SILKY SHARK	10	54	28	0.518518519	0	N/A	0
2015	S	-7.5	-147.5	SHK	SILKY SHARK	3	7	21	3.000000000	0	N/A	0
2015	S	-7.5	152.5	SHK	SILKY SHARK	16	56	49	0.875000000	2	N/A	0
2015	S	-7.5	157.5	SHK	SILKY SHARK	14	33	191	5.787878788	9	N/A	2
2015	S	-7.5	162.5	SHK	SILKY SHARK	62	431	345	0.800464037	21	N/A	7
2015	S	-7.5	167.5	SHK	SILKY SHARK	68	527	549	1.041745731	16	N/A	8
2015	S	-7.5	172.5	SHK	SILKY SHARK	35	152	142	0.934210526	10	N/A	3
2015	S	-7.5	177.5	SHK	SILKY SHARK	69	612	650	1.062091503	42	N/A	10
2015	S	-2.5	-177.5	SHK	SILKY SHARK	67	414	587	1.417874396	26	N/A	1
2015	S	-2.5	-172.5	SHK	SILKY SHARK	33	268	103	0.384328358	3	N/A	0
2015	S	-2.5	-167.5	SHK	SILKY SHARK	98	1642	334	0.203410475	22	N/A	7
2015	S	-2.5	-162.5	SHK	SILKY SHARK	68	707	220	0.311173975	16	N/A	0
2015	S	-2.5	-157.5	SHK	SILKY SHARK	32	511	117	0.228962818	9	N/A	5
2015	S	-2.5	-152.5	SHK	SILKY SHARK	13	57	14	0.245614035	2	N/A	2
2015	S	-2.5	-147.5	SHK	SILKY SHARK	4	9	8	0.888888889	0	N/A	0
2015	S	-2.5	-142.5	SHK	SILKY SHARK	7	68	82	1.205882353	3	N/A	2
2015	S	-2.5	-137.5	SHK	SILKY SHARK	5	22	24	1.090909091	0	N/A	5
2015	S	-2.5	142.5	SHK	SILKY SHARK	9	70	29	0.414285714	5	N/A	0
2015	S	-2.5	147.5	SHK	SILKY SHARK	35	223	116	0.520179372	11	N/A	6
2015	S	-2.5	152.5	SHK	SILKY SHARK	50	219	298	1.360730594	20	N/A	7
2015	S	-2.5	157.5	SHK	SILKY SHARK	74	315	524	1.663492063	11	N/A	11
2015	S	-2.5	162.5	SHK	SILKY SHARK	67	361	671	1.858725762	25	N/A	11
2015	S	-2.5	167.5	SHK	SILKY SHARK	122	1338	1619	1.210014948	62	N/A	15
2015	S	-2.5	172.5	SHK	SILKY SHARK	122	1379	822	0.596084119	51	N/A	16
2015	S	-2.5	177.5	SHK	SILKY SHARK	112	1369	1633	1.192841490	75	N/A	28
2015	S	2.5	-177.5	SHK	SILKY SHARK	16	68	100	1.470588235	4	N/A	1
2015	S	2.5	-172.5	SHK	SILKY SHARK	36	216	182	0.842592593	6	N/A	5
2015	S	2.5	-167.5	SHK	SILKY SHARK	41	402	144	0.358208955	7	N/A	6
2015	S	2.5	-162.5	SHK	SILKY SHARK	14	52	10	0.192307692	3	N/A	0
2015	S	2.5	-157.5	SHK	SILKY SHARK	18	155	129	0.832258065	3	N/A	4
2015	S	2.5	-152.5	SHK	SILKY SHARK	6	34	6	0.176470588	4	N/A	0
2015	S	2.5	-147.5	SHK	SILKY SHARK	3	25	112	4.480000000	2	N/A	0

Calendar Year	Fishery	LATITUDE (5° cell)	LONGITUDE (5° cell)	Species Category	Species (or group)	Number of vessels with observer data	Number of sets observed	Observed Captures (number)	Observed Capture Rate (per set)	Observed Mortalities (number)	Observed Mortality rate (per set)	Observed Live Releases
2015	S	2.5	142.5	SHK	SILKY SHARK	19	74	21	0.283783784	0	N/A	0
2015	S	2.5	147.5	SHK	SILKY SHARK	47	380	194	0.510526316	8	N/A	0
2015	S	2.5	152.5	SHK	SILKY SHARK	67	422	326	0.772511848	16	N/A	7
2015	S	2.5	157.5	SHK	SILKY SHARK	83	714	711	0.995798319	36	N/A	18
2015	S	2.5	162.5	SHK	SILKY SHARK	96	1065	362	0.339906103	20	N/A	7
2015	S	2.5	167.5	SHK	SILKY SHARK	124	1521	1313	0.863247863	40	N/A	16
2015	S	2.5	172.5	SHK	SILKY SHARK	114	971	803	0.826982492	23	N/A	15
2015	S	2.5	177.5	SHK	SILKY SHARK	110	986	568	0.576064909	39	N/A	18
2015	S	7.5	-167.5	SHK	SILKY SHARK	3	3	2	0.666666667	0	N/A	0
2015	S	7.5	142.5	SHK	SILKY SHARK	5	7	25	3.571428571	3	N/A	0
2015	S	7.5	147.5	SHK	SILKY SHARK	15	48	26	0.541666667	1	N/A	0
2015	S	7.5	152.5	SHK	SILKY SHARK	6	15	40	2.666666667	0	N/A	3
2015	S	7.5	157.5	SHK	SILKY SHARK	16	38	61	1.605263158	3	N/A	4
2015	S	7.5	162.5	SHK	SILKY SHARK	14	23	20	0.869565217	1	N/A	0
2015	S	7.5	172.5	SHK	SILKY SHARK	11	12	9	0.750000000	3	N/A	0
2015	S	7.5	177.5	SHK	SILKY SHARK	12	15	67	4.466666667	0	N/A	0
2013	S	-7.5	162.5	SHK	SMOOTH HAMMERHEAD	105	1038	1	0.000963391	0	N/A	0
2013	S	-2.5	-147.5	SHK	SMOOTH HAMMERHEAD	14	91	2	0.021978022	0	N/A	0
2013	S	-2.5	167.5	SHK	SMOOTH HAMMERHEAD	167	3394	1	0.000294638	0	N/A	0
2013	S	2.5	-177.5	SHK	SMOOTH HAMMERHEAD	11	56	1	0.017857143	0	N/A	0
2013	S	2.5	142.5	SHK	SMOOTH HAMMERHEAD	97	1011	1	0.000989120	0	N/A	0
2013	S	7.5	-147.5	SHK	SMOOTH HAMMERHEAD	8	27	1	0.037037037	0	N/A	0
2014	S	-2.5	-172.5	SHK	SMOOTH HAMMERHEAD	81	1958	4	0.002042901	0	N/A	0
2014	S	-2.5	-167.5	SHK	SMOOTH HAMMERHEAD	53	846	1	0.001182033	0	N/A	0
2014	S	-2.5	-147.5	SHK	SMOOTH HAMMERHEAD	12	88	1	0.011363636	0	N/A	0
2014	S	7.5	-132.5	SHK	SMOOTH HAMMERHEAD	4	12	1	0.083333333	0	N/A	0
2013	S	-2.5	157.5	SHK	THRESHER SHARK (VULPINUS)	179	5690	1	0.000175747	0	N/A	0
2013	S	-2.5	167.5	SHK	THRESHER SHARK (VULPINUS)	167	3394	2	0.000589275	0	N/A	0
2013	S	-2.5	172.5	SHK	THRESHER SHARK (VULPINUS)	131	1591	1	0.000628536	0	N/A	0
2014	S	-7.5	152.5	SHK	THRESHER SHARK (VULPINUS)	64	806	2	0.002481390	0	N/A	0
2014	S	-2.5	172.5	SHK	THRESHER SHARK (VULPINUS)	159	3411	1	0.000293169	0	N/A	0
2014	S	2.5	152.5	SHK	THRESHER SHARK (VULPINUS)	78	572	1	0.001748252	0	N/A	0
2014	S	2.5	162.5	SHK	THRESHER SHARK (VULPINUS)	104	1141	4	0.003505697	0	N/A	0
2015	S	-7.5	-157.5	SHK	THRESHER SHARK (VULPINUS)	16	139	4	0.028776978	0	N/A	0
2013	S	-7.5	157.5	SHK	THRESHER SHARKS	101	699	1	0.001430615	0	N/A	0
2013	S	-2.5	152.5	SHK	THRESHER SHARKS	169	2459	1	0.000406669	0	N/A	0
2013	S	2.5	152.5	SHK	THRESHER SHARKS	155	2227	1	0.000449035	0	N/A	0
2014	S	-2.5	-167.5	SHK	THRESHER SHARKS	53	846	1	0.001182033	0	N/A	0

Calendar Year	Fishery	LATITUDE (5° cell)	LONGITUDE (5° cell)	Species Category	Species (or group)	Number of vessels with observer data	Number of sets observed	Observed Captures (number)	Observed Capture Rate (per set)	Observed Mortalities (number)	Observed Mortality rate (per set)	Observed Live Releases
2013	S	-12.5	157.5	SHK	WHALE SHARK	33	247	1	0.004048583	0	N/A	0
2013	S	-7.5	-177.5	SHK	WHALE SHARK	42	336	3	0.008928571	0	N/A	2
2013	S	-7.5	-172.5	SHK	WHALE SHARK	41	393	2	0.005089059	0	N/A	1
2013	S	-7.5	152.5	SHK	WHALE SHARK	91	1235	20	0.016194332	0	N/A	2
2013	S	-7.5	157.5	SHK	WHALE SHARK	101	699	4	0.005722461	0	N/A	0
2013	S	-7.5	162.5	SHK	WHALE SHARK	105	1038	5	0.004816956	0	N/A	1
2013	S	-7.5	167.5	SHK	WHALE SHARK	60	359	2	0.005571031	0	N/A	0
2013	S	-2.5	-177.5	SHK	WHALE SHARK	56	493	5	0.010141988	0	N/A	1
2013	S	-2.5	-172.5	SHK	WHALE SHARK	41	476	9	0.018907563	1	N/A	3
2013	S	-2.5	-167.5	SHK	WHALE SHARK	24	156	3	0.019230769	0	N/A	1
2013	S	-2.5	147.5	SHK	WHALE SHARK	115	800	11	0.013750000	1	N/A	2
2013	S	-2.5	152.5	SHK	WHALE SHARK	169	2459	20	0.008133388	0	N/A	6
2013	S	-2.5	157.5	SHK	WHALE SHARK	179	5690	55	0.009666081	5	N/A	24
2013	S	-2.5	162.5	SHK	WHALE SHARK	166	2581	18	0.006974041	0	N/A	7
2013	S	-2.5	167.5	SHK	WHALE SHARK	167	3394	39	0.011490866	2	N/A	21
2013	S	-2.5	172.5	SHK	WHALE SHARK	131	1591	14	0.008799497	2	N/A	7
2013	S	-2.5	177.5	SHK	WHALE SHARK	95	841	7	0.008323424	0	N/A	2
2013	S	2.5	142.5	SHK	WHALE SHARK	97	1011	23	0.022749753	0	N/A	3
2013	S	2.5	147.5	SHK	WHALE SHARK	133	1847	29	0.015701137	0	N/A	6
2013	S	2.5	152.5	SHK	WHALE SHARK	155	2227	23	0.010327795	0	N/A	4
2013	S	2.5	157.5	SHK	WHALE SHARK	135	1760	29	0.016477273	2	N/A	10
2013	S	2.5	162.5	SHK	WHALE SHARK	98	754	6	0.007957560	0	N/A	2
2013	S	2.5	167.5	SHK	WHALE SHARK	131	2188	25	0.011425960	2	N/A	10
2013	S	2.5	172.5	SHK	WHALE SHARK	80	452	5	0.011061947	0	N/A	2
2013	S	7.5	-177.5	SHK	WHALE SHARK	9	50	1	0.020000000	0	N/A	1
2013	S	7.5	142.5	SHK	WHALE SHARK	51	254	1	0.003937008	0	N/A	1
2013	S	7.5	152.5	SHK	WHALE SHARK	19	53	1	0.018867925	0	N/A	0
2013	S	7.5	157.5	SHK	WHALE SHARK	17	25	1	0.040000000	0	N/A	0
2013	S	7.5	172.5	SHK	WHALE SHARK	33	163	2	0.012269939	0	N/A	0
2014	S	-7.5	-177.5	SHK	WHALE SHARK	80	672	6	0.008928571	0	N/A	3
2014	S	-7.5	-172.5	SHK	WHALE SHARK	55	609	2	0.003284072	0	N/A	0
2014	S	-7.5	152.5	SHK	WHALE SHARK	64	806	17	0.021091811	0	N/A	2
2014	S	-7.5	162.5	SHK	WHALE SHARK	42	169	1	0.005917160	0	N/A	1
2014	S	-7.5	172.5	SHK	WHALE SHARK	61	350	5	0.014285714	0	N/A	3
2014	S	-7.5	177.5	SHK	WHALE SHARK	81	565	4	0.007079646	0	N/A	2
2014	S	-2.5	-177.5	SHK	WHALE SHARK	87	947	16	0.016895459	0	N/A	3
2014	S	-2.5	-172.5	SHK	WHALE SHARK	81	1958	28	0.014300306	1	N/A	6
2014	S	-2.5	-167.5	SHK	WHALE SHARK	53	846	13	0.015366430	1	N/A	3

Calendar Year	Fishery	LATITUDE (5° cell)	LONGITUDE (5° cell)	Species Category	Species (or group)	Number of vessels with observer data	Number of sets observed	Observed Captures (number)	Observed Capture Rate (per set)	Observed Mortalities (number)	Observed Mortality rate (per set)	Observed Live Releases
2014	S	-2.5	142.5	SHK	WHALE SHARK	28	165	9	0.054545455	0	N/A	3
2014	S	-2.5	147.5	SHK	WHALE SHARK	47	333	1	0.003003003	0	N/A	1
2014	S	-2.5	152.5	SHK	WHALE SHARK	90	821	15	0.018270402	1	N/A	3
2014	S	-2.5	157.5	SHK	WHALE SHARK	109	1049	9	0.008579600	0	N/A	5
2014	S	-2.5	162.5	SHK	WHALE SHARK	124	928	4	0.004310345	0	N/A	2
2014	S	-2.5	167.5	SHK	WHALE SHARK	157	3009	23	0.007643735	1	N/A	7
2014	S	-2.5	172.5	SHK	WHALE SHARK	159	3411	29	0.008501906	1	N/A	9
2014	S	-2.5	177.5	SHK	WHALE SHARK	145	2263	29	0.012814848	0	N/A	7
2014	S	2.5	-172.5	SHK	WHALE SHARK	31	219	2	0.009132420	0	N/A	1
2014	S	2.5	-157.5	SHK	WHALE SHARK	27	190	2	0.010526316	0	N/A	1
2014	S	2.5	142.5	SHK	WHALE SHARK	37	341	10	0.029325513	0	N/A	1
2014	S	2.5	147.5	SHK	WHALE SHARK	53	335	10	0.029850746	1	N/A	1
2014	S	2.5	152.5	SHK	WHALE SHARK	78	572	9	0.015734266	0	N/A	2
2014	S	2.5	157.5	SHK	WHALE SHARK	99	973	12	0.012332991	1	N/A	4
2014	S	2.5	162.5	SHK	WHALE SHARK	104	1141	8	0.007011394	0	N/A	2
2014	S	2.5	167.5	SHK	WHALE SHARK	135	3531	31	0.008779383	1	N/A	5
2014	S	2.5	172.5	SHK	WHALE SHARK	133	2374	22	0.009267060	0	N/A	3
2014	S	2.5	177.5	SHK	WHALE SHARK	81	462	6	0.012987013	0	N/A	1
2014	S	7.5	-172.5	SHK	WHALE SHARK	3	10	1	0.100000000	0	N/A	1
2014	S	7.5	157.5	SHK	WHALE SHARK	35	87	2	0.022988506	0	N/A	0
2015	S	-12.5	167.5	SHK	WHALE SHARK	15	61	1	0.016393443	0	N/A	0
2015	S	-7.5	-177.5	SHK	WHALE SHARK	68	726	4	0.005509642	0	N/A	3
2015	S	-7.5	-172.5	SHK	WHALE SHARK	45	818	1	0.001222494	0	N/A	1
2015	S	-7.5	-167.5	SHK	WHALE SHARK	79	1269	7	0.005516154	0	N/A	3
2015	S	-7.5	-162.5	SHK	WHALE SHARK	47	493	5	0.010141988	0	N/A	2
2015	S	-7.5	-157.5	SHK	WHALE SHARK	16	139	3	0.021582734	1	N/A	1
2015	S	-7.5	152.5	SHK	WHALE SHARK	16	56	4	0.071428571	0	N/A	0
2015	S	-7.5	167.5	SHK	WHALE SHARK	68	527	4	0.007590133	0	N/A	2
2015	S	-7.5	177.5	SHK	WHALE SHARK	69	612	3	0.004901961	0	N/A	0
2015	S	-2.5	-172.5	SHK	WHALE SHARK	33	268	12	0.044776119	0	N/A	0
2015	S	-2.5	-167.5	SHK	WHALE SHARK	98	1642	10	0.006090134	0	N/A	4
2015	S	-2.5	-157.5	SHK	WHALE SHARK	32	511	3	0.005870841	1	N/A	0
2015	S	-2.5	147.5	SHK	WHALE SHARK	35	223	7	0.031390135	0	N/A	0
2015	S	-2.5	152.5	SHK	WHALE SHARK	50	219	3	0.013698630	0	N/A	0
2015	S	-2.5	162.5	SHK	WHALE SHARK	67	361	4	0.011080332	0	N/A	0
2015	S	-2.5	167.5	SHK	WHALE SHARK	122	1338	20	0.014947683	1	N/A	3
2015	S	-2.5	172.5	SHK	WHALE SHARK	122	1379	11	0.007976795	1	N/A	2
2015	S	-2.5	177.5	SHK	WHALE SHARK	112	1369	12	0.008765522	0	N/A	4

Calendar Year	Fishery	LATITUDE (5° cell)	LONGITUDE (5° cell)	Species Category	Species (or group)	Number of vessels with observer data	Number of sets observed	Observed Captures (number)	Observed Capture Rate (per set)	Observed Mortalities (number)	Observed Mortality rate (per set)	Observed Live Releases
2015	S	2.5	-172.5	SHK	WHALE SHARK	36	216	5	0.023148148	0	N/A	1
2015	S	2.5	-167.5	SHK	WHALE SHARK	41	402	6	0.014925373	0	N/A	0
2015	S	2.5	-162.5	SHK	WHALE SHARK	14	52	1	0.019230769	0	N/A	0
2015	S	2.5	142.5	SHK	WHALE SHARK	19	74	5	0.067567568	0	N/A	0
2015	S	2.5	147.5	SHK	WHALE SHARK	47	380	17	0.044736842	1	N/A	1
2015	S	2.5	152.5	SHK	WHALE SHARK	67	422	30	0.071090047	0	N/A	3
2015	S	2.5	157.5	SHK	WHALE SHARK	83	714	17	0.023809524	0	N/A	2
2015	S	2.5	162.5	SHK	WHALE SHARK	96	1065	21	0.019718310	0	N/A	2
2015	S	2.5	167.5	SHK	WHALE SHARK	124	1521	36	0.023668639	0	N/A	8
2015	S	2.5	172.5	SHK	WHALE SHARK	114	971	5	0.005149331	1	N/A	0
2015	S	2.5	177.5	SHK	WHALE SHARK	110	986	5	0.005070994	0	N/A	0
2015	S	7.5	147.5	SHK	WHALE SHARK	15	48	1	0.020833333	0	N/A	0
2013	S	-7.5	152.5	TTX	FLATBACK TURTLE	91	1235	1	0.000809717	0	N/A	1
2013	S	-2.5	157.5	TTX	FLATBACK TURTLE	179	5690	1	0.000175747	0	N/A	1
2013	S	2.5	142.5	TTX	FLATBACK TURTLE	97	1011	1	0.000989120	0	N/A	1
2013	S	2.5	152.5	TTX	FLATBACK TURTLE	155	2227	1	0.000449035	0	N/A	1
2013	S	2.5	172.5	TTX	FLATBACK TURTLE	80	452	3	0.006637168	2	N/A	0
2014	S	-2.5	167.5	TTX	FLATBACK TURTLE	157	3009	1	0.000332336	0	N/A	1
2014	S	-2.5	172.5	TTX	FLATBACK TURTLE	159	3411	1	0.000293169	0	N/A	1
2015	S	-7.5	162.5	TTX	FLATBACK TURTLE	62	431	1	0.002320186	0	N/A	1
2015	S	-2.5	167.5	TTX	FLATBACK TURTLE	122	1338	1	0.000747384	0	N/A	0
2013	S	-7.5	152.5	TTX	GREEN TURTLE	91	1235	8	0.006477733	0	N/A	5
2013	S	-7.5	157.5	TTX	GREEN TURTLE	101	699	2	0.002861230	0	N/A	1
2013	S	-7.5	162.5	TTX	GREEN TURTLE	105	1038	5	0.004816956	0	N/A	2
2013	S	-2.5	-177.5	TTX	GREEN TURTLE	56	493	1	0.002028398	0	N/A	0
2013	S	-2.5	147.5	TTX	GREEN TURTLE	115	800	2	0.002500000	0	N/A	1
2013	S	-2.5	152.5	TTX	GREEN TURTLE	169	2459	4	0.001626678	0	N/A	1
2013	S	-2.5	157.5	TTX	GREEN TURTLE	179	5690	20	0.003514938	1	N/A	9
2013	S	-2.5	162.5	TTX	GREEN TURTLE	166	2581	5	0.001937234	0	N/A	2
2013	S	-2.5	177.5	TTX	GREEN TURTLE	95	841	2	0.002378121	0	N/A	1
2013	S	2.5	142.5	TTX	GREEN TURTLE	97	1011	8	0.007912957	0	N/A	5
2013	S	2.5	147.5	TTX	GREEN TURTLE	133	1847	5	0.002707093	0	N/A	2
2013	S	2.5	152.5	TTX	GREEN TURTLE	155	2227	4	0.001796138	0	N/A	2
2013	S	2.5	157.5	TTX	GREEN TURTLE	135	1760	6	0.003409091	0	N/A	1
2013	S	2.5	162.5	TTX	GREEN TURTLE	98	754	2	0.002652520	0	N/A	2
2013	S	2.5	167.5	TTX	GREEN TURTLE	131	2188	6	0.002742230	0	N/A	3
2013	S	7.5	-132.5	TTX	GREEN TURTLE	3	4	1	0.250000000	0	N/A	0
2013	S	7.5	142.5	TTX	GREEN TURTLE	51	254	3	0.011811024	0	N/A	1



Calendar Year	Fishery	LATITUDE (5° cell)	LONGITUDE (5° cell)	Species Category	Species (or group)	Number of vessels with observer data	Number of sets observed	Observed Captures (number)	Observed Capture Rate (per set)	Observed Mortalities (number)	Observed Mortality rate (per set)	Observed Live Releases
2013	S	7.5	172.5	TTX	GREEN TURTLE	33	163	2	0.012269939	0	N/A	2
2014	S	-7.5	-167.5	TTX	GREEN TURTLE	33	352	1	0.002840909	0	N/A	1
2014	S	-7.5	152.5	TTX	GREEN TURTLE	64	806	2	0.002481390	0	N/A	1
2014	S	-2.5	-172.5	TTX	GREEN TURTLE	81	1958	2	0.001021450	0	N/A	2
2014	S	-2.5	152.5	TTX	GREEN TURTLE	90	821	1	0.001218027	0	N/A	1
2014	S	-2.5	157.5	TTX	GREEN TURTLE	109	1049	3	0.002859867	0	N/A	2
2014	S	-2.5	162.5	TTX	GREEN TURTLE	124	928	4	0.004310345	1	N/A	1
2014	S	-2.5	167.5	TTX	GREEN TURTLE	157	3009	6	0.001994018	0	N/A	3
2014	S	-2.5	172.5	TTX	GREEN TURTLE	159	3411	5	0.001465846	0	N/A	2
2014	S	-2.5	177.5	TTX	GREEN TURTLE	145	2263	3	0.001325674	0	N/A	1
2014	S	2.5	-162.5	TTX	GREEN TURTLE	13	57	1	0.017543860	0	N/A	1
2014	S	2.5	-112.5	TTX	GREEN TURTLE	3	9	2	0.222222222	0	N/A	2
2014	S	2.5	142.5	TTX	GREEN TURTLE	37	341	3	0.008797654	0	N/A	1
2014	S	2.5	152.5	TTX	GREEN TURTLE	78	572	1	0.001748252	0	N/A	1
2014	S	2.5	157.5	TTX	GREEN TURTLE	99	973	6	0.006166495	1	N/A	3
2014	S	2.5	162.5	TTX	GREEN TURTLE	104	1141	2	0.001752848	0	N/A	0
2014	S	2.5	172.5	TTX	GREEN TURTLE	133	2374	5	0.002106150	0	N/A	3
2014	S	7.5	137.5	TTX	GREEN TURTLE	13	88	1	0.011363636	0	N/A	1
2015	S	-12.5	-177.5	TTX	GREEN TURTLE	12	86	1	0.011627907	0	N/A	1
2015	S	-12.5	167.5	TTX	GREEN TURTLE	15	61	1	0.016393443	0	N/A	1
2015	S	-7.5	-177.5	TTX	GREEN TURTLE	68	726	2	0.002754821	2	N/A	0
2015	S	-7.5	162.5	TTX	GREEN TURTLE	62	431	1	0.002320186	0	N/A	1
2015	S	-7.5	177.5	TTX	GREEN TURTLE	69	612	2	0.003267974	0	N/A	1
2015	S	-2.5	147.5	TTX	GREEN TURTLE	35	223	1	0.004484305	0	N/A	1
2015	S	-2.5	157.5	TTX	GREEN TURTLE	74	315	3	0.009523810	0	N/A	1
2015	S	-2.5	167.5	TTX	GREEN TURTLE	122	1338	2	0.001494768	0	N/A	2
2015	S	-2.5	172.5	TTX	GREEN TURTLE	122	1379	10	0.007251632	0	N/A	7
2015	S	2.5	157.5	TTX	GREEN TURTLE	83	714	2	0.002801120	0	N/A	2
2015	S	2.5	162.5	TTX	GREEN TURTLE	96	1065	2	0.001877934	0	N/A	2
2015	S	2.5	167.5	TTX	GREEN TURTLE	124	1521	2	0.001314924	0	N/A	1
2015	S	2.5	172.5	TTX	GREEN TURTLE	114	971	3	0.003089598	0	N/A	2
2015	S	2.5	177.5	TTX	GREEN TURTLE	110	986	2	0.002028398	0	N/A	2
2013	S	-7.5	152.5	TTX	HAWKSBILL TURTLE	91	1235	8	0.006477733	0	N/A	3
2013	S	-7.5	157.5	TTX	HAWKSBILL TURTLE	101	699	2	0.002861230	0	N/A	2
2013	S	-7.5	162.5	TTX	HAWKSBILL TURTLE	105	1038	4	0.003853565	0	N/A	2
2013	S	-7.5	167.5	TTX	HAWKSBILL TURTLE	60	359	3	0.008356546	0	N/A	1
2013	S	-2.5	-172.5	TTX	HAWKSBILL TURTLE	41	476	1	0.002100840	0	N/A	1
2013	S	-2.5	152.5	TTX	HAWKSBILL TURTLE	169	2459	12	0.004880033	0	N/A	6

Calendar Year	Fishery	LATITUDE (5° cell)	LONGITUDE (5° cell)	Species Category	Species (or group)	Number of vessels with observer data	Number of sets observed	Observed Captures (number)	Observed Capture Rate (per set)	Observed Mortalities (number)	Observed Mortality rate (per set)	Observed Live Releases
2013	S	-2.5	157.5	TTX	HAWKSBILL TURTLE	179	5690	11	0.001933216	0	N/A	4
2013	S	-2.5	162.5	TTX	HAWKSBILL TURTLE	166	2581	4	0.001549787	1	N/A	3
2013	S	-2.5	167.5	TTX	HAWKSBILL TURTLE	167	3394	3	0.000883913	0	N/A	2
2013	S	2.5	147.5	TTX	HAWKSBILL TURTLE	133	1847	5	0.002707093	0	N/A	4
2013	S	2.5	157.5	TTX	HAWKSBILL TURTLE	135	1760	4	0.002272727	0	N/A	2
2013	S	2.5	162.5	TTX	HAWKSBILL TURTLE	98	754	2	0.002652520	0	N/A	1
2013	S	2.5	167.5	TTX	HAWKSBILL TURTLE	131	2188	3	0.001371115	0	N/A	2
2014	S	-2.5	147.5	TTX	HAWKSBILL TURTLE	47	333	3	0.009009009	0	N/A	1
2014	S	-2.5	152.5	TTX	HAWKSBILL TURTLE	90	821	5	0.006090134	0	N/A	0
2014	S	-2.5	157.5	TTX	HAWKSBILL TURTLE	109	1049	10	0.009532888	0	N/A	1
2014	S	-2.5	162.5	TTX	HAWKSBILL TURTLE	124	928	5	0.005387931	0	N/A	2
2014	S	-2.5	167.5	TTX	HAWKSBILL TURTLE	157	3009	14	0.004652709	0	N/A	6
2014	S	-2.5	172.5	TTX	HAWKSBILL TURTLE	159	3411	2	0.000586338	0	N/A	1
2014	S	2.5	162.5	TTX	HAWKSBILL TURTLE	104	1141	1	0.000876424	0	N/A	1
2014	S	2.5	167.5	TTX	HAWKSBILL TURTLE	135	3531	9	0.002548853	0	N/A	5
2015	S	-7.5	162.5	TTX	HAWKSBILL TURTLE	62	431	2	0.004640371	0	N/A	1
2015	S	-7.5	177.5	TTX	HAWKSBILL TURTLE	69	612	1	0.001633987	0	N/A	0
2015	S	2.5	147.5	TTX	HAWKSBILL TURTLE	47	380	2	0.005263158	2	N/A	0
2015	S	2.5	152.5	TTX	HAWKSBILL TURTLE	67	422	2	0.004739336	0	N/A	0
2015	S	2.5	157.5	TTX	HAWKSBILL TURTLE	83	714	1	0.001400560	0	N/A	1
2015	S	2.5	162.5	TTX	HAWKSBILL TURTLE	96	1065	1	0.000938967	0	N/A	1
2015	S	2.5	172.5	TTX	HAWKSBILL TURTLE	114	971	1	0.001029866	0	N/A	1
2013	S	-2.5	147.5	TTX	LEATHERBACK TURTLE	115	800	1	0.001250000	0	N/A	1
2013	S	-2.5	152.5	TTX	LEATHERBACK TURTLE	169	2459	2	0.000813339	1	N/A	1
2013	S	-2.5	172.5	TTX	LEATHERBACK TURTLE	131	1591	2	0.001257071	0	N/A	1
2013	S	2.5	152.5	TTX	LEATHERBACK TURTLE	155	2227	1	0.000449035	0	N/A	1
2014	S	-2.5	-172.5	TTX	LEATHERBACK TURTLE	81	1958	1	0.000510725	0	N/A	0
2014	S	-2.5	162.5	TTX	LEATHERBACK TURTLE	124	928	1	0.001077586	0	N/A	1
2014	S	2.5	167.5	TTX	LEATHERBACK TURTLE	135	3531	1	0.000283206	0	N/A	1
2014	S	2.5	177.5	TTX	LEATHERBACK TURTLE	81	462	1	0.002164502	0	N/A	1
2015	S	-7.5	162.5	TTX	LEATHERBACK TURTLE	62	431	1	0.002320186	0	N/A	1
2015	S	-2.5	172.5	TTX	LEATHERBACK TURTLE	122	1379	2	0.001450326	1	N/A	1
2013	S	-7.5	-167.5	TTX	LOGGERHEAD TURTLE	29	264	1	0.003787879	0	N/A	1
2013	S	-7.5	-162.5	TTX	LOGGERHEAD TURTLE	12	76	2	0.026315789	0	N/A	1
2013	S	-7.5	152.5	TTX	LOGGERHEAD TURTLE	91	1235	3	0.002429150	0	N/A	1
2013	S	-7.5	162.5	TTX	LOGGERHEAD TURTLE	105	1038	2	0.001926782	0	N/A	2
2013	S	-2.5	142.5	TTX	LOGGERHEAD TURTLE	63	544	2	0.003676471	0	N/A	1
2013	S	-2.5	152.5	TTX	LOGGERHEAD TURTLE	169	2459	7	0.002846686	0	N/A	3

Calendar Year	Fishery	LATITUDE (5° cell)	LONGITUDE (5° cell)	Species Category	Species (or group)	Number of vessels with observer data	Number of sets observed	Observed Captures (number)	Observed Capture Rate (per set)	Observed Mortalities (number)	Observed Mortality rate (per set)	Observed Live Releases
2013	S	-2.5	157.5	TTX	LOGGERHEAD TURTLE	179	5690	14	0.002460457	0	N/A	7
2013	S	-2.5	162.5	TTX	LOGGERHEAD TURTLE	166	2581	2	0.000774893	0	N/A	1
2013	S	-2.5	167.5	TTX	LOGGERHEAD TURTLE	167	3394	3	0.000883913	0	N/A	2
2013	S	-2.5	172.5	TTX	LOGGERHEAD TURTLE	131	1591	2	0.001257071	0	N/A	2
2013	S	2.5	152.5	TTX	LOGGERHEAD TURTLE	155	2227	7	0.003143242	1	N/A	3
2013	S	2.5	157.5	TTX	LOGGERHEAD TURTLE	135	1760	4	0.002272727	0	N/A	2
2013	S	7.5	142.5	TTX	LOGGERHEAD TURTLE	51	254	2	0.007874016	0	N/A	1
2014	S	-2.5	-172.5	TTX	LOGGERHEAD TURTLE	81	1958	5	0.002553626	0	N/A	3
2014	S	-2.5	-167.5	TTX	LOGGERHEAD TURTLE	53	846	3	0.003546099	0	N/A	1
2014	S	-2.5	162.5	TTX	LOGGERHEAD TURTLE	124	928	5	0.005387931	0	N/A	3
2014	S	-2.5	167.5	TTX	LOGGERHEAD TURTLE	157	3009	7	0.002326354	0	N/A	4
2014	S	-2.5	172.5	TTX	LOGGERHEAD TURTLE	159	3411	1	0.000293169	0	N/A	0
2014	S	-2.5	177.5	TTX	LOGGERHEAD TURTLE	145	2263	4	0.001767565	0	N/A	3
2014	S	2.5	157.5	TTX	LOGGERHEAD TURTLE	99	973	4	0.004110997	0	N/A	3
2014	S	2.5	172.5	TTX	LOGGERHEAD TURTLE	133	2374	1	0.000421230	0	N/A	1
2015	S	-12.5	172.5	TTX	LOGGERHEAD TURTLE	14	77	1	0.012987013	0	N/A	1
2015	S	-7.5	-162.5	TTX	LOGGERHEAD TURTLE	47	493	1	0.002028398	0	N/A	0
2015	S	-2.5	-162.5	TTX	LOGGERHEAD TURTLE	68	707	1	0.001414427	0	N/A	1
2015	S	-2.5	147.5	TTX	LOGGERHEAD TURTLE	35	223	4	0.017937220	0	N/A	3
2015	S	-2.5	162.5	TTX	LOGGERHEAD TURTLE	67	361	1	0.002770083	0	N/A	1
2015	S	-2.5	167.5	TTX	LOGGERHEAD TURTLE	122	1338	5	0.003736921	0	N/A	3
2015	S	-2.5	172.5	TTX	LOGGERHEAD TURTLE	122	1379	3	0.002175489	1	N/A	2
2015	S	-2.5	177.5	TTX	LOGGERHEAD TURTLE	112	1369	3	0.002191381	0	N/A	1
2015	S	2.5	-162.5	TTX	LOGGERHEAD TURTLE	14	52	1	0.019230769	0	N/A	1
2015	S	2.5	147.5	TTX	LOGGERHEAD TURTLE	47	380	1	0.002631579	0	N/A	0
2015	S	2.5	152.5	TTX	LOGGERHEAD TURTLE	67	422	1	0.002369668	0	N/A	0
2015	S	2.5	157.5	TTX	LOGGERHEAD TURTLE	83	714	3	0.004201681	0	N/A	1
2015	S	2.5	167.5	TTX	LOGGERHEAD TURTLE	124	1521	2	0.001314924	0	N/A	1
2015	S	2.5	177.5	TTX	LOGGERHEAD TURTLE	110	986	3	0.003042596	0	N/A	1
2014	S	-2.5	172.5	TTX	MARINE TURTLE (UNIDENTIFIED)	159	3411	1	0.000293169	0	N/A	1
2014	S	-2.5	177.5	TTX	MARINE TURTLE (UNIDENTIFIED)	145	2263	2	0.000883783	0	N/A	1
2014	S	2.5	152.5	TTX	MARINE TURTLE (UNIDENTIFIED)	78	572	1	0.001748252	0	N/A	0
2013	S	-7.5	-137.5	TTX	OLIVE RIDLEY TURTLE	4	11	1	0.090909091	0	N/A	1
2013	S	-7.5	152.5	TTX	OLIVE RIDLEY TURTLE	91	1235	3	0.002429150	0	N/A	2
2013	S	-7.5	157.5	TTX	OLIVE RIDLEY TURTLE	101	699	3	0.004291845	1	N/A	1
2013	S	-2.5	142.5	TTX	OLIVE RIDLEY TURTLE	63	544	3	0.005514706	0	N/A	0
2013	S	-2.5	147.5	TTX	OLIVE RIDLEY TURTLE	115	800	2	0.002500000	0	N/A	0
2013	S	-2.5	152.5	TTX	OLIVE RIDLEY TURTLE	169	2459	3	0.001220008	0	N/A	2

Calendar Year	Fishery	LATITUDE (5° cell)	LONGITUDE (5° cell)	Species Category	Species (or group)	Number of vessels with observer data	Number of sets observed	Observed Captures (number)	Observed Capture Rate (per set)	Observed Mortalities (number)	Observed Mortality rate (per set)	Observed Live Releases
2013	S	-2.5	157.5	TTX	OLIVE RIDLEY TURTLE	179	5690	13	0.002284710	0	N/A	8
2013	S	-2.5	162.5	TTX	OLIVE RIDLEY TURTLE	166	2581	7	0.002712127	0	N/A	1
2013	S	-2.5	167.5	TTX	OLIVE RIDLEY TURTLE	167	3394	4	0.001178550	1	N/A	1
2013	S	2.5	-122.5	TTX	OLIVE RIDLEY TURTLE	4	5	1	0.200000000	0	N/A	1
2013	S	2.5	142.5	TTX	OLIVE RIDLEY TURTLE	97	1011	7	0.006923838	0	N/A	4
2013	S	2.5	147.5	TTX	OLIVE RIDLEY TURTLE	133	1847	12	0.006497022	0	N/A	6
2013	S	2.5	152.5	TTX	OLIVE RIDLEY TURTLE	155	2227	8	0.003592277	0	N/A	1
2013	S	2.5	157.5	TTX	OLIVE RIDLEY TURTLE	135	1760	2	0.001136364	0	N/A	0
2013	S	2.5	162.5	TTX	OLIVE RIDLEY TURTLE	98	754	3	0.003978780	0	N/A	2
2013	S	2.5	167.5	TTX	OLIVE RIDLEY TURTLE	131	2188	5	0.002285192	0	N/A	1
2013	S	7.5	-127.5	TTX	OLIVE RIDLEY TURTLE	4	17	1	0.058823529	0	N/A	1
2013	S	7.5	-117.5	TTX	OLIVE RIDLEY TURTLE	3	8	3	0.375000000	0	N/A	3
2013	S	7.5	142.5	TTX	OLIVE RIDLEY TURTLE	51	254	2	0.007874016	1	N/A	0
2013	S	7.5	147.5	TTX	OLIVE RIDLEY TURTLE	38	126	2	0.015873016	0	N/A	1
2014	S	-7.5	-177.5	TTX	OLIVE RIDLEY TURTLE	80	672	1	0.001488095	0	N/A	1
2014	S	-7.5	152.5	TTX	OLIVE RIDLEY TURTLE	64	806	6	0.007444169	0	N/A	4
2014	S	-2.5	-172.5	TTX	OLIVE RIDLEY TURTLE	81	1958	1	0.000510725	0	N/A	1
2014	S	-2.5	147.5	TTX	OLIVE RIDLEY TURTLE	47	333	3	0.009009009	1	N/A	2
2014	S	-2.5	152.5	TTX	OLIVE RIDLEY TURTLE	90	821	9	0.010962241	0	N/A	4
2014	S	-2.5	167.5	TTX	OLIVE RIDLEY TURTLE	157	3009	5	0.001661682	0	N/A	3
2014	S	2.5	-127.5	TTX	OLIVE RIDLEY TURTLE	6	29	1	0.034482759	0	N/A	1
2014	S	2.5	-117.5	TTX	OLIVE RIDLEY TURTLE	4	8	2	0.250000000	0	N/A	2
2014	S	2.5	142.5	TTX	OLIVE RIDLEY TURTLE	37	341	1	0.002932551	0	N/A	1
2014	S	2.5	152.5	TTX	OLIVE RIDLEY TURTLE	78	572	1	0.001748252	0	N/A	0
2014	S	2.5	157.5	TTX	OLIVE RIDLEY TURTLE	99	973	2	0.002055498	1	N/A	0
2014	S	2.5	162.5	TTX	OLIVE RIDLEY TURTLE	104	1141	3	0.002629273	1	N/A	1
2014	S	2.5	172.5	TTX	OLIVE RIDLEY TURTLE	133	2374	2	0.000842460	0	N/A	1
2014	S	7.5	137.5	TTX	OLIVE RIDLEY TURTLE	13	88	1	0.011363636	1	N/A	0
2015	S	-7.5	-167.5	TTX	OLIVE RIDLEY TURTLE	79	1269	2	0.001576044	0	N/A	2
2015	S	-2.5	-177.5	TTX	OLIVE RIDLEY TURTLE	67	414	1	0.002415459	0	N/A	1
2015	S	-2.5	-152.5	TTX	OLIVE RIDLEY TURTLE	13	57	1	0.017543860	0	N/A	1
2015	S	-2.5	157.5	TTX	OLIVE RIDLEY TURTLE	74	315	4	0.012698413	0	N/A	1
2015	S	2.5	147.5	TTX	OLIVE RIDLEY TURTLE	47	380	3	0.007894737	0	N/A	1
2015	S	2.5	152.5	TTX	OLIVE RIDLEY TURTLE	67	422	5	0.011848341	0	N/A	4
2015	S	2.5	157.5	TTX	OLIVE RIDLEY TURTLE	83	714	2	0.002801120	0	N/A	0
2015	S	2.5	162.5	TTX	OLIVE RIDLEY TURTLE	96	1065	4	0.003755869	0	N/A	4
2015	S	2.5	167.5	TTX	OLIVE RIDLEY TURTLE	124	1521	3	0.001972387	0	N/A	1
2015	S	2.5	177.5	TTX	OLIVE RIDLEY TURTLE	110	986	4	0.004056795	0	N/A	3

**NOTES**

1. [See TABLE 3 NOTES]
2. Latitude is in decimal degrees and represents the midpoint of the 5° latitude cell. Positive values are for the northern hemisphere and negative values are for the southern hemisphere;
3. Longitude is in decimal degrees and represents the midpoint of the 5° Longitude cell. Positive values are for the eastern hemisphere and negative values are for the western hemisphere;