



**NORTHERN COMMITTEE  
SIXTEENTH REGULAR SESSION**

**ELECTRONIC MEETING  
2020**

---

**Report on CMM 2019-02 (Pacific bluefin tuna)**

---

**WCPFC-NC16-2020/DP-05**

**JAPAN**



**FISHERIES AGENCY**

**MINISTRY OF AGRICULTURE, FORESTRY AND FISHERIES, GOVERNMENT OF JAPAN**

1-2-1, Kasumigaseki, Chiyoda-ku, Tokyo 100-8907, Japan

July 30, 2020

Feleti P. Teo  
Executive Director  
Western and Central Pacific Fisheries Commission  
P.O. Box 2356, Kolonia,  
Pohnpei, Federated States of Micronesia, 96941

Dear Mr. Teo,

In accordance with paragraph 11 of the conservation and management measure for Pacific bluefin tuna (CMM2019-02), Japan submits a report explaining measures and actions it has introduced and been implementing for Pacific bluefin tuna (PBF).

Sincerely yours,

Shingo OTA  
Japanese Commissioner to WCPFC

## **I. Overview of Japanese PBF Fisheries**

Japan caught 12,897t of PBF on an annual average basis between 2002 and 2004, which is the reference year of CMM 2019-02. Almost all PBF catches were made in the areas under the Japanese jurisdiction and those of coastal fisheries are made primarily within the territorial waters and internal waters. Also, most of the fisheries activities targeting PBF are seasonal and those fishing vessels target other species outside the PBF fishing season.

## **II. Characteristics of each PBF fishery**

### **1. Purse seine**

Purse seine is managed under the licensing system by the Minister for Agriculture, Forestry and Fisheries. The main target species of purse seine are jack mackerel and mackerel, and PBF is caught only during its migration season in the following three fishing grounds:

- (i) Western Japan ground: 1 year-old fish are caught by 22 vessels.
- (ii) Pacific ground: mainly adult fish are caught by 13 vessels.
- (iii) Northern Japan ground: mainly adult fish are caught by 12 vessels.

### **2. Longline**

Longline is managed under the licensing system by the Minister for Agriculture, Forestry and Fisheries (Distant and Offshore LL) as well as Wide Sea-area Fisheries Adjustment Commissions (Coastal LL). The main target species of longline are bigeye, yellowfin, and albacore. Longline catches only adult PBF. PBF catches by about 439 vessels are seasonal.

### **3. Artisanal (mostly Troll)**

Troll is managed under the licensing system by Wide Sea-area Fisheries Adjustment Commissions. It is conducted by small artisanal vessels (smaller than 5 GRT) with one or two fishermen on board. This fishery is traditionally conducted along Japanese coastlines, frequently in isolated islands and remote peninsulas. Most of the fishing grounds are within the territorial waters. The fishing season is a few months and those vessels are engaged in other fisheries such as squid jigging or bottom longline when PBF does not migrate.

### **4. Set net (trap)**

Set net is managed through the licensing system by the governors of prefectures. Set nets are located in territorial waters or internal waters. Since set net is a passive fishing method waiting for any fish to swim into the net, the amount of catch depends on fish migration and it is not easy for fishermen to control the catch. PBF catches are less than 1% of all catches by set nets. The catch of set nets fluctuates substantially year by year. The number of set net licensed is approximately 1,800.

In January 2011, the Ministry of Agriculture, Forestry and Fisheries issued an administrative guidance that requested relevant prefectural governments with the authority to manage this fishery not to increase the number of licenses of set nets whose main catch include PBF.

### **5. Other fisheries**

Other fisheries include pole & line, hand line and drift net, and most of their PBF catches are by-catches.

## **III. Measures taken by Japan for PBF Management**

The government of Japan has a policy of implementing a PBF conservation program applicable to the entire PBF fishing activities, based upon the WCPFC decisions and ISC advice.

Since the peak of the fishing season, in general, was toward the end of year, coastal PBF fisheries had been managed by initially setting a management period from July 1 to June 30. However, since

it turned out that catches in April had been lowest between 2015 and 2017, the government decided to change the management period to April 1 through March 31 beginning in 2019.

On the other hand, the fisheries managed under the licensing system by the Minister of Agriculture, Forestry and Fisheries use a calendar year as the management period.

## **1. Regulation (Paragraph 2, 3 and 4 of CMM 2019-02)**

### **(1) Effort Limitation in terms of fishing vessel**

#### **a. Artisanal fisheries**

##### **Registration system (ended in March 31, 2014)**

For artisanal fishery – mostly troll fishery– operating in the Northern and Western area of Japan, a registration scheme was introduced as of April 1, 2011, under which all small-scale fishing vessels fishing for PBF were required to register. Such registration was accompanied by mandatory reporting of their catch. This registration scheme was introduced to small scale fishing vessels operating in the Pacific side in April 1, 2012.

##### **Licensing system (commencing on April 1, 2014)**

While the registration system provided useful information on artisanal fisheries for PBF, the system itself could not control the fishing effort of those fisheries. Therefore, from April 2014, the licensing system has been introduced to regulate the effort. All the vessels fishing for PBF are now obliged to obtain a license issued by the Wide Sea-area Fisheries Adjustment Commission which is responsible for rational use of fishing grounds. The Wide Sea-area Fisheries Adjustment Commission can regulate the fishing effort under the supervision of the national government. This revision also corresponds to the agreement at WCPFC10 on elimination of the exemption for those fisheries on the fishing effort control. In 2019, 18,127 vessels were licensed with a reduction of 20 from the previous year.

#### **b. Other fisheries**

As stated above, fishing efforts of purse seine fisheries, longline fisheries and other fisheries are managed to be below the target level through the licensing system.

### **(2) Catch limit**

#### **a. Catch limit for small fish**

In accordance with 50% small fish (fish less than 30kg) catch reduction commencing in 2015, Japan set its initial catch limit for small fish at 4,007t. In the 2019 management year, Japan's total catch limit for small fish was 3,757 tons (4,007 tons - 250 tons (transfer of catch limit for small fish to that for large fish in accordance with paragraph 3 of CMM2019-02)).

#### **b. Catch limit for large fish**

In accordance with paragraph 3 of the CMM2019-02, Japan set its initial catch limit for large fish – fish 30kg or larger – at 4,882t. In the 2019 management year, Japan's total catch limit for large fish was 5,132 tons (4,882 tons + 250 tons (transfer of catch limit for small fish to that for large fish in accordance with paragraph 3 of CMM2019-02)).

#### **c. Major actions to improve management of catch limit**

- (i) A legally binding Total Allowable Catch (TAC) system that imposes penalties on violators has been introduced since 2018.
- (ii) Improved monitoring and more frequent reporting.
- (iii) Research projects to avoid bycatch in set nets have been conducted, such as development of gear configurations to avoid bycatch of PBF, installation of fish finders at set nets to detect PBF in nets and development of techniques for live release from set nets.

### **(3) Aquaculture**

#### **A registration system and mandatory reporting**

Fries used for PBF farming in Japan are mainly caught by troll and purse seine fisheries. As a first step towards better management of PBF farming, starting in April 2011, all PBF

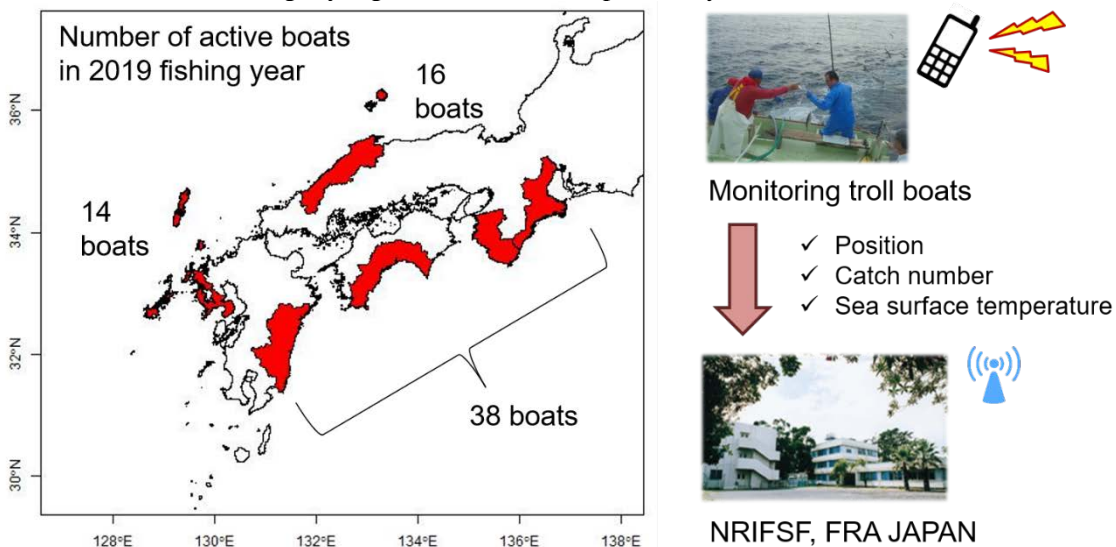
aquaculture sites are required to register and report their farming activities, including information on caging and harvest. As of December 2019, 188 aquaculture sites were on the registration.

### **Administrative instruction on PBF aquaculture**

As stated above, wild seeds for aquaculture are mainly caught by troll and purse seine fisheries. To prevent an increase in fry catches, the Minister of Agriculture, Forestry and Fisheries instructed prefectural governments in October 2012 not to increase the capacity of PBF farms which use wild seeds.

## **2. Monitoring of recruitment of juveniles (Paragraph 7 of CMM 2019-02)**

In order to monitor recruitment abundance of age-0 fish in a timely manner, a monitoring survey of commercial troll fishing boats has been conducted since 2011 by the National Research Institute of Far Seas Fisheries (NRIFSF). In the 2019 survey, the data logger and transmitter were installed on 76 troll fishing boats in six prefectures (Mie, Wakayama, Kochi, Miyazaki, Nagasaki and Shimane) and data from 68 boats were available. Once the fishermen input their catch in number of fish and species into the data logger during the fishing operation, the catch information with geographic position data is sent to the NRIFSF via a cellular network on a real-time basis. Additionally, the researchers in NRIFSF conduct hearing survey for fishermen directly during the fishing season to understand details of fisheries, for example, main target, body size and so on. These surveys can provide the preliminary recruitment abundance originating from each of two spawning periods and grounds such as May-June in the waters of Nansei Archipelago and July-August in the Northern area of Japan before the main fishing season of winter to spring. Based on the recruitment information, including that obtained through these surveys, the NRIFSF has published CPUE time series for age-0 PBF as preliminary estimations on recruitment abundance on the website of the JFA. The preliminary results indicate that the recruitments in 2019 originating from both of two spawning grounds would be higher than the average level during survey period (2011-2018) and also slightly higher than that of the previous year (2018).



## **3. Commercial Transaction (Paragraph 8 of CMM 2019-02)**

### **(1) International Trade of Products derived from Pacific Bluefin tuna**

#### ● PBF Import in 2019

According to the trade statistics of Japan, Japan imported 4,656t of PBF; 4,154t (89%) of products imported from Mexico followed by Korea (483t,10%), NZ (16t), U.S.A (2t), New Caledonia (0.3t) and Australia (0.3t). (Table1 and Figure1)

#### ● PBF Export in 2019

541 t of PBF were exported from Japan in 2019; 82% of product was exported to China and 5% of product was exported to U.S.A. (Table2 and Figure2)

Table1 and Figure1: The amount of import of PBF (Jan.-Dec. 2019) (unit: t)

	Fresh	Frozen	Total
Mexico	3001.8	1152.3	4154.1
Korea	289.6	193.4	483.1
New Zealand	16.4	0.0	16.4
U.S.A	2.2	0.0	2.2
New Caledonia	0.3	0.0	0.3
Australia	0.3	0.0	0.3
Total	3310.7	1345.7	4656.4

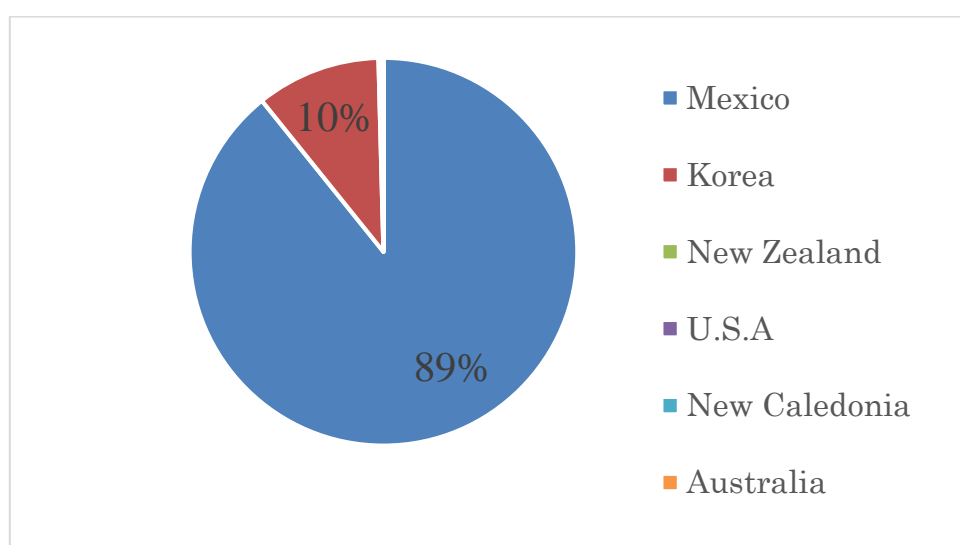
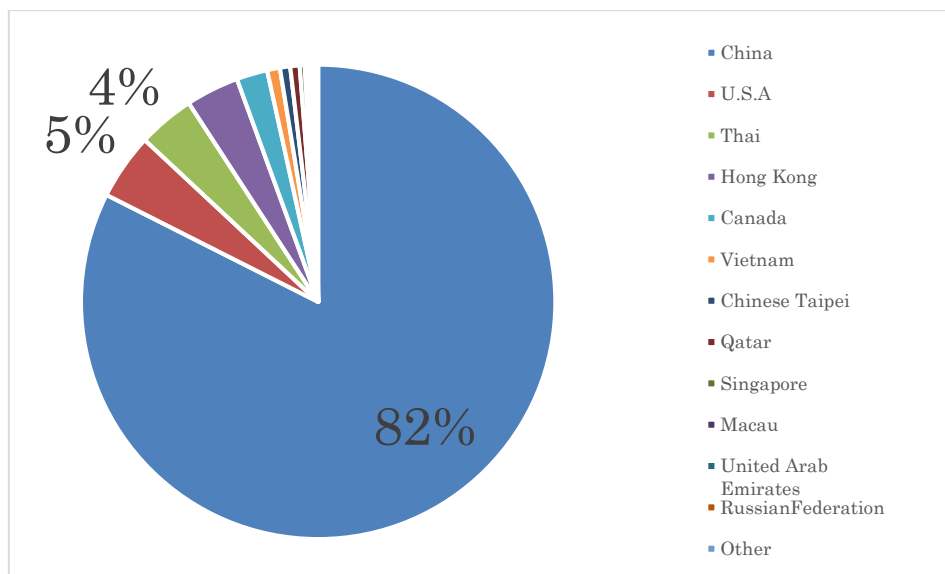


Table2 and Figure2: The amount of export of PBF (Jan.-Dec. 2019) (unit: t)

	Fresh	Frozen	Total
China	440.4	5.8	446.1
U.S.A	24.4	0.0	24.4
Thai	20.7	0.2	20.9
Hong Kong	19.6	0.0	19.6
Canada	11.3	0.1	11.4
Vietnam	4.3	0.4	4.7
Chinese Taipei	3.8	0.0	3.8
Qatar	3.5	0.0	3.5
Singapore	1.9	0.0	1.9
Macau	1.4	0.0	1.4
United Arab Emirates	1.3	0.0	1.3
Russian Federation	1.1	0.0	1.1
Other	1.0	0.0	1.1
<b>Total</b>	<b>534.6</b>	<b>6.5</b>	<b>541.1</b>



● PBF Import in 2020 (As of April 31)

As of April 31, a total of 976 t of PBF was imported in 2020; 496t (51%) of products imported from Korea followed by Mexico (458t, 47%).

(2) Strengthened data collection for import

a. Korea

In January 2010, a data collection system was established to require importers to make mandatory reporting for each import transaction when they import PBF from Korea. From March 2011, the number of size categories in the reporting format has been expanded from 5 categories to 7 categories in order to acquire more detailed data on import of juvenile fish:

**Before February 2011:**

smaller than 2kg, 2 - 3kg, 3 - 5kg, 5 – 50kg, over 50kg

**After March 2011:**

smaller than 2kg, 2 - 3kg, 3 - 5kg, 5 – 10kg, 10 – 30kg, 30 - 50kg, over 50kg

**b. Mexico**

Starting in February 2011, the same mandatory reporting has been applied to importers that import PBF from Mexico.

**4. Data collecting system (Paragraph 10 of CMM 2019-02)**

**(1) Artisanal fisheries, set nets and other local fisheries**

Prefectural governments monitor and collect the catch information from regional fisheries (including artisanal fisheries, set nets and other small fisheries) at least every month (daily reporting when more than 1 tons of PBF is harvested) and submit the data to the Japan Fisheries Information Service Center (JAFIC). JFA monitors the data.

**(2) Purse Seine**

Fisheries associations collect the fishing report from purse seines every time of landing and report the information to JAFIC.

**(3) Aquaculture**

The JFA collects the data about PBF aquaculture, including size and number of cages, the number of fries to be input, the sources of fries, the date of input and the amount of final products. The data about fries are treated separately divided into wild seeds and artificial seeds from hatcheries. The JFA annually publishes the compiled data about PBF aquaculture.

Fries from wild are harvested by purse seine and troll fisheries. In accordance with instruction by the JFA, the number of fries put into aquaculture ponds from the purse seine fishery is monitored by stereo video cameras. Regarding fries from the troll fishery, troll fishermen directly sell them to aquaculture farmers, and sometimes to brokers who then sell them to farmers. In any case, the number of fries to be sold is reported to the fishery cooperative association.

**(4) Other fisheries**

Other fisheries report the catch data directly to JFA. JFA checks the data and the aggregated catch volume is posted on the JFA's web-site and updated monthly.

**5. Work with other IATTC members (Paragraph 13 of CMM 2019-02)**

- (1) In May 2011, the NC chair held a meeting with IATTC members who have fisheries for PBF in the eastern Pacific. Japan assisted the NC Chair's work and joined the meeting.
- (2) During the 82nd IATTC meeting held in July 2011 at La Jolla, the Director General of JFA sent a letter to the Commissioner of Mexican Fisheries Agency (CONAPESCA) calling on Mexico to cooperate in establishing sound conservation and management measures for PBF in the eastern Pacific.
- (3) During the 83rd IATTC meeting held in June 2012 at La Jolla, the Japanese delegation cooperated with IATTC member countries so that Conservation and Management Measures for PBF during 2012 and 2013 was adopted.
- (4) During the 85th IATTC meeting held in June 2013 at Veracruz (Mexico), the Japanese delegation cooperated with IATTC member countries so that Conservation and Management Measures for PBF during 2014 was adopted.
- (5) During the 87th IATTC meeting (Resumed) in October 2014 at La Jolla California (USA), the Japanese delegation consulted with major stakeholders, Mexico and US, so that Conservation and Management Measure for PBF between 2015 and 2016 was adopted.
- (6) During the 90th IATTC meeting Japanese delegation cooperated with IATTC member countries so that IATTC agreed to hold the joint meeting with NC on Pacific Bluefin Tuna management during NC12.
- (7) During the 90th IATTC meeting (Resumed) in October 2016 at La Jolla California (USA), the



Japanese delegation consulted with major stakeholders, Mexico and the US, so that Conservation and Management Measure for PBF between 2017 and 2018 was adopted.

- (8) During the 93th IATTC meeting held in August 2018 at San Diego (USA), the Japanese delegation consulted with major stakeholders, Mexico and the US, so that Conservation and Management Measure for PBF between 2019 and 2020 was adopted.

**Reporting template for the CMM 2019-02 (Pacific bluefin tuna)**

Table 1. Fishing effort by vessels fishing for Pacific bluefin tuna *in the area north of 20° N in the Convention Area*

Fishery	Unit of fishing effort (e.g., sets, fishing days, vessels)	2015	2016	2017	2018	2019
Purse Seine	Number of vessels	35	37	42	37	35
Longline Dist.&Off.	Number of vessels	567	536	514	484	439
Longline Coastal	Number of vessels	317	316	325	335	337
Artisanal fisheries	Number of vessels	24,086	24,044	22,557	18,147	18,127
Set Net	Number of licenses	1,816	1,816	1,816	1,784	1,784

Table 2-1. Catches (mt) in calendar year basis, including discards, of Pacific bluefin tuna *in the Convention Area* (include all the fisheries in the previous table, plus all other fisheries that catch any Pacific bluefin tuna)

Fishery		2015		2016		2017		2018		2019	
		<30 kg	≥30 kg	<30 kg	≥30 kg	<30 kg	≥30 kg	<30 kg	≥30 kg	<30 kg	≥30 kg
Fisheries licensed by the Ministry of Agriculture, Forestry and Fisheries	Purse Seine	923	2,701	1,938	3,027	1,219	3,273	1,006	3,033	1,328	3,131
	Longline Dist.&Off.	0	152	2	191	1	287	17	184	56	415
Other fisheries	Longline Coastal	189	322	180	339	271	389	85	447	112	439
	Artisanal fisheries	394	19	755	23	571	35	307	63	677	42
	Set Net	825	417	654	574	1,686	535	260	385	686	255
	Others	157	292	423	254	382	349	183	234	177	180
Total		2,488	3,902	3,951	4,407	4,131	4,868	1,859	4,347	3,035	4,461

Table 2-2. Catches (mt) in management year basis, including discards, of Pacific bluefin tuna *in the Convention Area* (include all the fisheries in the previous table, plus all other fisheries that catch any Pacific bluefin tuna)

Fishery		2015		2016		2017		2018		2019	
		<30 kg	≥30 kg	<30 kg	≥30 kg	<30 kg	≥30 kg	<30 kg	≥30 kg	<30 kg	≥30 kg
Fisheries licensed by the Ministry of Agriculture, Forestry and Fisheries	Purse Seine	923	2,701	1,938	3,027	1,219	3,273	1,006	3,033	1,328	3,131
	Longline Dist.&Off.	0	152	2	191	1	287	17	184	56	415
Other fisheries	Longline Coastal	224	438	152	377	270	487	83	232	111	466
	Artisanal fisheries	681	22	648	32	466	45	588	60	565	72
	Set Net	1,045	794	1140	512	1071	522	430	129	718	347
	Others	223	361	442	242	367	359	145	177	164	173
Total		3,095	4,468	4,321	4,382	3,395	4,974	2,269	3,814	2,943	4,603

Management year is as follows.

- 1<sup>st</sup> management period

January 2015 – December 2015 for Fisheries licensed by the Ministry of Agriculture, Forestry and Fisheries, January 2015 – June 2016 for Other fisheries.

- 2<sup>nd</sup> management period  
January 2016 – December 2016 for Fisheries licensed by the Ministry of Agriculture, Forestry and Fisheries, July 2016 – June 2017 for Other fisheries.
- 3<sup>rd</sup> management period  
January 2017 – December 2017 for Fisheries licensed by the Ministry of Agriculture, Forestry and Fisheries, July 2017 – June 2018 for Other fisheries.
- 4<sup>th</sup> management period  
January 2018 – December 2018 for Fisheries licensed by the Ministry of Agriculture, Forestry and Fisheries, July 2018 – March 2019 for Other fisheries.
- 5<sup>th</sup> management period  
January 2019 – December 2019 for Fisheries licensed by the Ministry of Agriculture, Forestry and Fisheries, April 2019 – March 2020 for Other fisheries.