



TECHNICAL AND COMPLIANCE COMMITTEE
Twelfth Regular Session
21 – 27 September 2016
Pohnpei, Federated States of Micronesia

Annual Report on WCPFC transshipment reporting, with an emphasis on high seas activities

WCPFC-TCC12-2016-RP03_rev1¹

07 September 2016

Paper prepared by the Secretariat

Purpose

1. This paper, as in previous years, provides a summary report on transshipment activities from 1 January 2015 – 30 June 2016 based on data held by the Secretariat. The management and reporting arrangements for transshipments are focused mostly on activities occurring in the high seas and these were established through CMM 2009-06 Conservation and Management Measures on the Regulation of Transshipment.

Background

2. Transshipment is defined to mean “the unloading of all or any of the fish on board a fishing vessel to another fishing vessel either at sea or in port” (Convention Article 1 (h)). Article 29 (1) of WCPF Convention states, as a general rule, “In order to support efforts to ensure accurate reporting of catches, the members of the Commission shall encourage their fishing vessels, to the extent practicable, to conduct transshipment in port.” Recognizing this point, the Commission adopted CMM 2009-06 and it states that there shall be no transshipment on the high seas except where a CCM has determined, in accordance with certain guidelines (para 37) that it is impracticable for certain vessels to operate without being able to transship on the high seas and has advised the Commission of such (para 34).
3. CMM 2009-06 also operationalizes a number of Article 29 requirements including:
 - Reiterating Article 29(2) and confirming that transshipment at a port or in an area within the waters under the national jurisdiction of a member of the Commission, shall take place in accordance with national laws (CMM 2009-06, paragraph 4);
 - Elaborating on procedures prefaced in Article 29(3), through establishing reporting procedures for CCMs to submit data on the quantity and species transshipped both in port and at sea (CMM 2009-06 paragraph 10 -12);
 - Establishing terms and conditions for transshipments in areas beyond national jurisdiction (Article 29(4) and Annex III (4)) including required reporting and the requirement to have a

¹ Rev1 includes the figures for count of transshipment events in Table 4.

regional observer programme observer present to monitor and verify high seas transshipments (CMM 2009-06, para 14 – 17 and 35); and

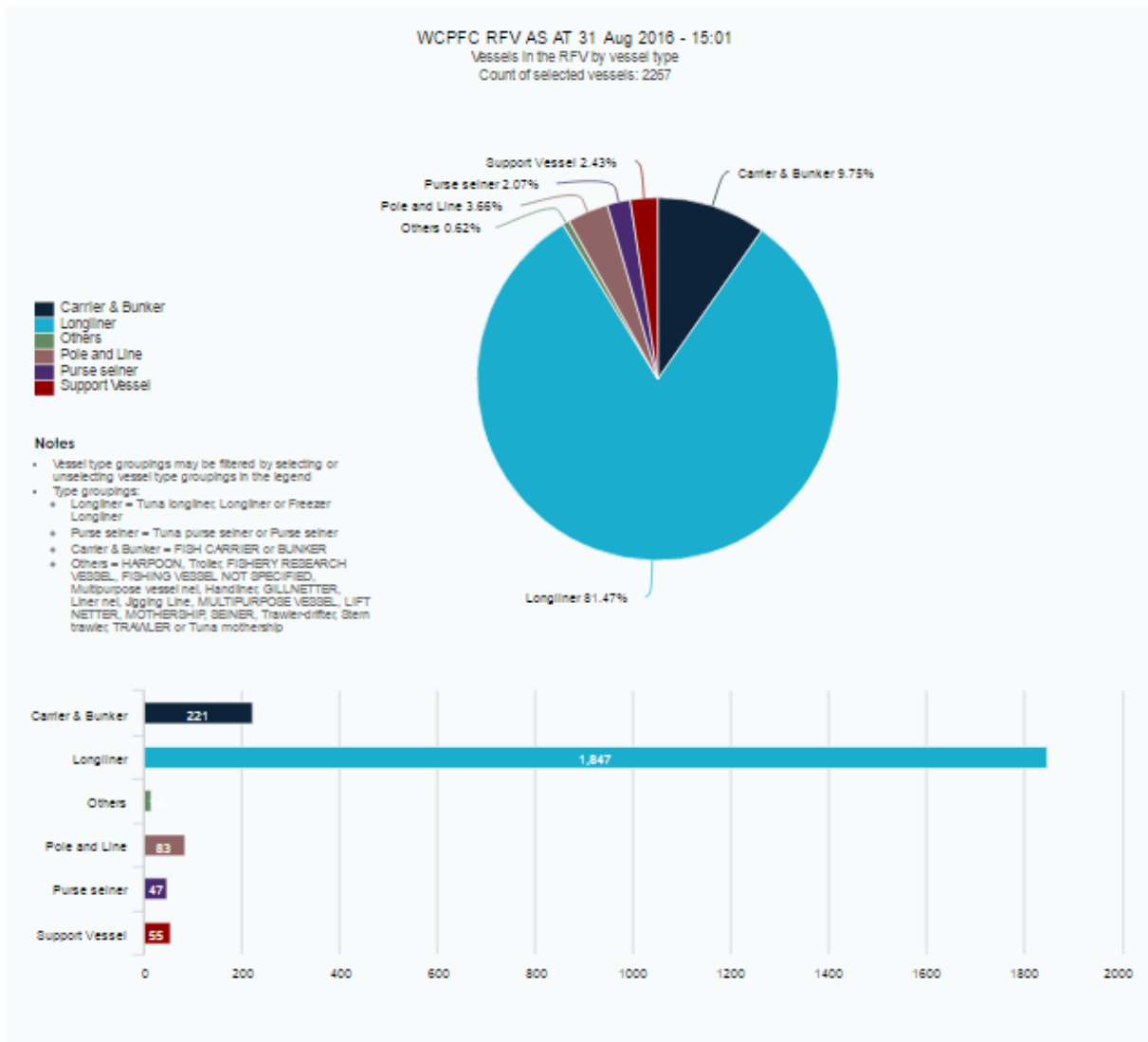
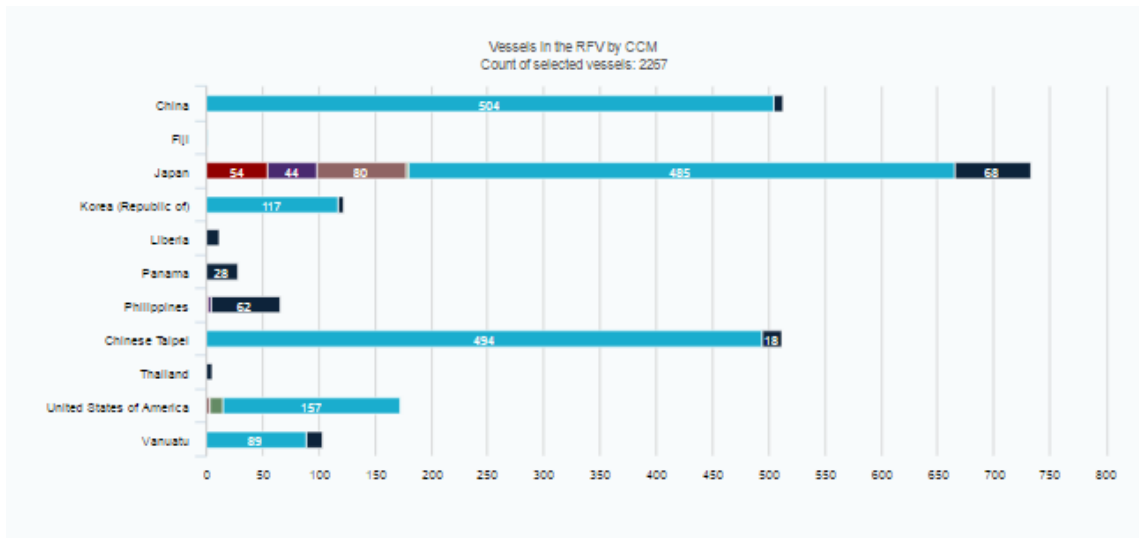
- Establishing procedures in accordance with Article 29 (5) to support the Commissions adoption of specific exemptions for existing operations, from the prohibition on transshipment at sea by purse seine vessels (CMM 2009-06 25 – 32).

Authorisations to transship on the high seas

4. Since 2015, information about whether a vessel is or isn't authorized to transship on the high seas has become easier to access because the information is available as part of the publicly searchable version of the Record of Fishing Vessels (RFV) on the website (<https://www.wcpfc.int/record-fishing-vessel-database>).² In accordance with the RFV SSPs (CMM 2014-03), flag CCMs are expected to maintain their lists of vessels authorized to transship on the high seas through their usual RFV update mechanism: “YES” means a CCM has made a positive determination that its vessel is “authorized to transship on the high seas”, and “NO” means a vessel is not authorized to transship on the high seas. In 2014 and 2015, there were significantly fewer instances identified by the Secretariat of a vessel transshipping in the high seas which did not have prior confirmation of authority from the flag CCM.
5. At the time of writing, 2267 out of 4590 vessels (49.3%) on the RFV flagged to 11 CCMs have a positive determination of authorisation to transship in the high seas: the remaining vessels are confirmed to not be authorized to transship on the high seas. The majority of vessels authorized to transship on the high seas are longliners or liners, and there are also carriers, troll vessels, some purse seine vessels and support vessels. A summary of the vessels that are authorized to transship in the high seas as contained in the WCPFC RFV as at 31 August 2016 is provided in Figure 1.
6. A separate TCC12 paper (TCC12-2015-15) has been prepared that considers the development of guidelines for high seas transshipment (the guidelines for the determination of circumstances where it is impracticable for certain vessels to transship in port or in waters under national jurisdiction pursuant to paragraph 37 of CMM 2009-06).

² The RFV SSPs were first implemented in July 2014, and initially the fields in the RFV related to “authorization to transship on the high seas” were non-public domain.

Figure 1. Summary of the vessels contained in the WCPFC RFV with positive determinations by their flag CCM of authorization to transship in the high seas, as at 31 August 2016



Review of information reported on high seas pre-transshipment notices and post-transshipment declarations, with a focus on 2014 and 2015

7. WCPFC received reporting for over 3760 transshipment events since June 2010. The spread of transshipments since the introduction of CMM 2009-06 is shown in Table 1, noting that 2010 and 2011 should be considered provisional, and may include transshipment events that occurred within EEZ areas, and is subject to change.
8. Details of the high seas transshipment reported to WCPFC for the 2014 – 2016 period is summarized in Tables 2 – 5 and Figures 2 – 4 which follow. Some points of note from the information provided related to 2015 year and first six months of 2016 include:
 - a. As was the case in past years, reported high seas transshipments were sparse in the north western and south eastern part of the WCPF Convention Area, and were more dense in the tropical eastern Pacific, particularly within and around the overlap area with IATTC;
 - b. Few high seas transshipment activities were reported to have occurred in the high seas pockets, no reported high seas transshipments in HSP1-SMA or EHSP-SMA;
 - c. Some high seas transshipment activities were reported to have occurred in the southern part of the Convention Area;
 - d. As was the case in past years, reasonable proportions of the total estimated longline catch of bigeye tuna and swordfish were reported to have been transshipped in the high seas during 2015 (Table 3 and Table 5);
 - e. The first six months of 2016, is comparable to the 2014 and 2015 levels of high seas transshipment events and quantities transshipped in the high seas;
 - f. The list of vessels which CCMs have advised WCPFC of having positive determinations of impracticability in accordance with paragraph 34 of CMM 2009-06 (now associated with the Record of Fishing Vessels), now includes the majority of vessels that are reported to be involved in high seas transshipments; and
 - g. Reporting by CCMs of high seas transshipment events has improved in 2015/16. This may be due to a number of factors including the fact that this obligation is assessed under the Compliance Monitoring Scheme; the work that the Secretariat does in terms of informing CCMs of any reporting gaps early in the year; and/or simply perhaps vessels/CCMs are becoming more familiar with the reporting requirement, but gaps remain in WCPFC holdings of reported transshipment events.

CCMs reporting on implementation of CMM 2009-06 through Annual Report Part 2

9. As per previous years, CCMs were required to report against CMM 2009-06 in the 2015 Annual Report Part 2 covering 2015 activities.
10. Fifteen (15) CCMs reported in their fish/did not fish report that they had flagged vessels fishing beyond areas of national jurisdiction and/or they allowed their vessels to conduct transshipment activities in 2015. **Annex 1** provides a summary of CCMs response in Annual Report Part 2 related to CMM 2009-06 as at 1 September 2016.

Summary of reports in Annual Report Part 1 – Annex II of CMM 2009-06

11. As per previous years, CCMs were required to report against all transshipment activities covered by CMM 2009-06 (including transshipment activities that occur in ports and in EEZs) in the 2016 Annual Report Part 1 covering 2015 activities (CMM 2009-06 paragraph 11). The report is to be in accordance with the guidelines in Annex II to CMM 2009-06. In addition, paragraph 11 says “In doing so, CCMs shall take all reasonable steps to validate and where possible, correct information received from vessels undertaking transshipment using all available information such as catch and effort data, position data, observer reports and port monitoring data.”
12. TCC10 requested that the Secretariat expand its annual transshipment report to include a summary of the information on transshipment activities that CCMs report annually through Annual Report Part 1 (CMM 2009-06 paragraph 11) in aggregate form (TCC10 Summary Report para 191). **Annex 2A – 2D** provides a summary of CCMs responses in Annual Report Part 1 2016 (covering 2015 year) of their annual report against all transshipment activities covered by CMM 2009-06. Consistent with data for the TCC11 report, it is clear that there are differing interpretations of Annex II requirements amongst CCMs, different levels of reporting as well as some reporting gaps. This complicates being able to easily summarize CCMs annual reporting into a single document.

Updates on progress towards expanding the capability of the Secretariat to cross-verify high seas transshipment activity and monitor reporting

13. At TCC10 there were a number of decisions that were made with respect to Secretariat work in support of transshipment monitoring:

“TCC10 agreed to i) provide its support for the continuing work by the WCPFC Secretariat to enhance and expand its IMS capabilities to cross-verify high seas transshipment activity using VMS analysis and ROP data, and to continue to strengthen its systems for monitoring high seas transshipment; and ii) encourage the Secretariat to work with interested CCMs on developing electronic reporting solutions that could be used by CCMs, on a voluntary basis, to report high seas advance transshipment notifications (CMM 2009-06 35 a (iii)), and to report back to TCC11.”

14. The Secretariat provides the following updates:

a) *Update on progress towards more routine advice of high seas transshipment reporting gaps:* It is now routine business for the Secretariat to provide detailed supporting documentation to CCMs who are involved in high seas transshipment activities advising of gaps and timeliness of submissions. This was provided in the first quarter of 2016, and updates provided at the time of disseminating draft Compliance Monitoring Reports in late July. The Secretariat continues to work towards making such information on transshipment reporting gaps available more routinely to relevant CCMs (eg quarterly report); and

b) *Update on progress towards improved capability to verify high seas transshipment reporting through VMS analysis and observer data:* The Secretariat confirms that the work to incorporate IT solutions that verify high seas transshipment reporting through VMS analysis and observer data has been delayed as a result of the draws on staff and contractor time to necessarily support the VMS service provider transition that commenced in late 2015 and was completed in July 2016. The Secretariat continues to see this mechanism as a priority initiative which will better support WCPFC VMS monitoring, and the work in response to this tasking is ongoing. The revised scheduling for this work is currently being reviewed, and will be considered alongside other MCS/compliance tasking to the Secretariat in 2017.

15. TCC12 has been asked to reconsider the IWG-ROP recommended transshipment notification amendments to CMM 2009-06, which are intended to improve the ability of the Secretariat to monitor and check observer placement on carrier vessels (Summary Report of WCPFC12, para 556).³
16. The Secretariat maintains that E-reporting initiatives are likely to offer much potential for improving the quality and timeliness of information on high seas transshipments by presenting a standardized electronic format as alternative to the pdf and in-text emails many CCMs are currently using. The ERandEMWG2 has asked the Secretariat to complete a draft of the standardized electronic format for high seas advance transshipment notifications (CMM 2009-06 35 a(iii)), high seas transshipment declarations (CMM 2009-06 35 a (iv)) and to facilitate ROP observer monitoring of high seas transshipments.⁴ Such initiatives would have the added benefit of improving the capability of the WCPFC Secretariat to be able to better support routine MCS data requests.

Administrative note

17. All general transshipment reporting inquiries and reporting submissions should be directed to the email address: Transshipment@wcpfc.int

Recommendation

18. TCC12 is invited to consider and comment on the Annual Report on Transshipment.

³ Summary Report of WCPFC12 paragraph 556. “The Commission noted the IWG-ROP’s recommendations on carrier notification of intent to tranship including amendments to CMM 2009-06, and tasked TCC12 to further consider the proposed amendments to CMM 2009-06 (WCPFC12-2015-21a).”

⁴ Summary Report of ERandEMWG2 (2016) “ Recommendation V. ERandEM WG2 recommends the WCPFC Secretariat develop draft E-Reporting standards for transshipment reporting requirements (particularly declarations, notification and observer) required under CMM 2009-06.

Table 1. Summary of High Seas transshipments reported to the WCPFC from June 2010 - Jun 2015

	Number of reported transshipment events	Number of receiving vessels	Number of offloading vessels
Jun – 31 Dec 2010	231	17	158
2011	680	22	288
2012	525	19	242
2013	593	18	297
2014	552	24	302
2015	753	23	310
Jan – Jul 2016	427	16	234
	3761		

**Table 2. Number of reported transshipment events by reporting CCM during January 2013 - Jun 2015.
count of events by offloading vessel**

Reporting CCM	2013	2014	2015	2016
Belize	3			
China	186	182	240	147
Indonesia	11	3		
Japan	58	31	29	18
Kiribati	5			
Korea (Republic of)	43	62	88	26
Philippines	4	2		
Solomon Islands		1		
Chinese Taipei	137	173	186	133
United States of America	1			
Vanuatu	145	101	210	103
	593	552	753	427

count of events by receiving vessel

Reporting CCM	2013	2014	2015	2016
Belize	41	16		
China		23		
Kiribati	40	133	68	
Korea (Republic of)	21	45	83	35
Liberia				76
Panama	52		54	126
Chinese Taipei			55	39
United States of America	1			
Vanuatu	438	335	493	151
	593	555	753	427

Table 3. Summary information comparing the reported quantities of highly migratory fish stocks which were reported have been transshipped in 2015, with the 2015 provisional longline catch estimates for the WCPFC Statistical Area. [BUM = blue marlin, MLS = striped marlin, SWO = swordfish]

	ALB	BET	YFT	BUM	MLS	SWO
Reported quantities on WCPFC high seas Transshipment Declarations (Mt)	9,589	27,478	8,221	2,622	415	3,936
2015 provisional longline catch estimates in WCPFC Statistical Area (Mt)⁵	80,596	63,986	97,289	13,521	3,188	18,497
Reported quantities of high seas transshipments as a % of total provisional catch estimates	11.9%	42.9%	8.5%	19.4%	13.0%	21.3%

Table 4. Provisional summary of reported transshipments events to WCPFC for the 2015 calendar year as at 31 August 2016, may not include CCMs updates provided as part of dCMR

	Count of vessels in reports received		Count of reported transshipment events			
	As receiving vessels	As offloading vessels	Receiving vessel	Offloading vessel	advance notifications received CMM 09-06 35 a iii)	declarations received CMM 09-06 35 a iv)
China		110		240	240	240
Japan		17		29	29	29
Kiribati	3		68		34	27
Republic of Korea	6	69	83	88	83	83
Panama	5		54		48	52
Chinese Taipei	2	66	55	186	55	55
Vanuatu	10	48	493	210	478	490
Receiving vessels	23		753		698	707
Offloading vessels		310		753	752	719

⁵ Table 3: Longline catches in WCPFC Statistical Area, by species, and Table 18: Commercial catches of billfish in the WCPFC Statistical Area by gear type and species (WCPFC-SC12-2016/ST-IP-1)

Table 5. Reported quantities (Mt) of transshipments of highly migratory fish stocks by species and sharks combined, by month by year, based on reports to WCPFC under CMM 2009-06 para 35 a iv). Based on reports received by WCPFC Jan 2014 to Jul 2016.

YEAR: 2014

MONTH	ALB	ANY	BET	BUM	MLS	SHK	SKJ	SWO	YFT
JAN	1905	547	2110	75	59	376	0	418	332
FEB	25	33	1756	30	19	29	0	237	293
MAR	416	190	1131	158	16	148	9	315	245
APR	49	73	423	23	5	49	0	94	54
MAY	175	245	1964	162	42	155	0	348	511
JUN	363	66	1106	63	5	33	1	118	309
JUL	171	76	1379	184	12	99	11	166	418
AUG	1607	189	1290	70	32	82	38	131	509
SEP	2649	404	2716	151	68	386	34	276	1071
OCT	219	460	2385	177	55	342	1	285	923
NOV	1328	23	999	15	18	6	0	111	195
DEC	658	356	2875	167	80	178	4	428	826
Total	9565	2664	20136	1273	412	1884	100	2929	5686

YEAR: 2015

MONTH	ALB	ANY	BET	BUM	MLS	PBF	SHK	SKJ	SWO	YFT
JAN	736	465	1484	415	51	0	313	23	384	230
FEB	256	190	4137	128	70	0	85	16	707	591
MAR	66	134	2641	129	22	0	106	35	262	538
APR	114	84	911	193	10	0	39	0	190	139
MAY	191	115	2718	188	20	0.4	101	8	351	387
JUN	616	123	1654	145	15	0	43	40	145	547
JUL	195	174	2944	332	21	0	230	8	504	1317
AUG	996	69	1411	95	14	0	33	1	140	518
SEP	2941	95	391	88	5	0	40	1	63	177
OCT	1402	247	2751	393	50	0	150	24	381	1604
NOV	588	135	3933	37	107	0	31	8	591	1360
DEC	1487	326	2444	477	28	0	287	6	217	789
Total	9588	2156	27418	2622	413	0.4	1458	172	3936	8198

YEAR: 2016 – 1 Jan – 31 July 2016

MONTH	ALB	ANY	BET	BUM	MLS	SHK	SKJ	SWO	YFT
JAN	1003	367	1998	205	39	190	4	516	501
FEB	244	81	1467	165	16	35	9	217	282
MAR	540	185	3162	269	33	19	21	411	645
APR	954	387	3061	318	38	57	1	468	577
MAY	822	242	1497	339	22	132	2	185	379
JUN	15	20	999	134	3	0	1	79	249
JUL	1130	71	488	71	3	0	2	78	417
Total	4707	1352	12672	1500	154	434	39	1955	3051

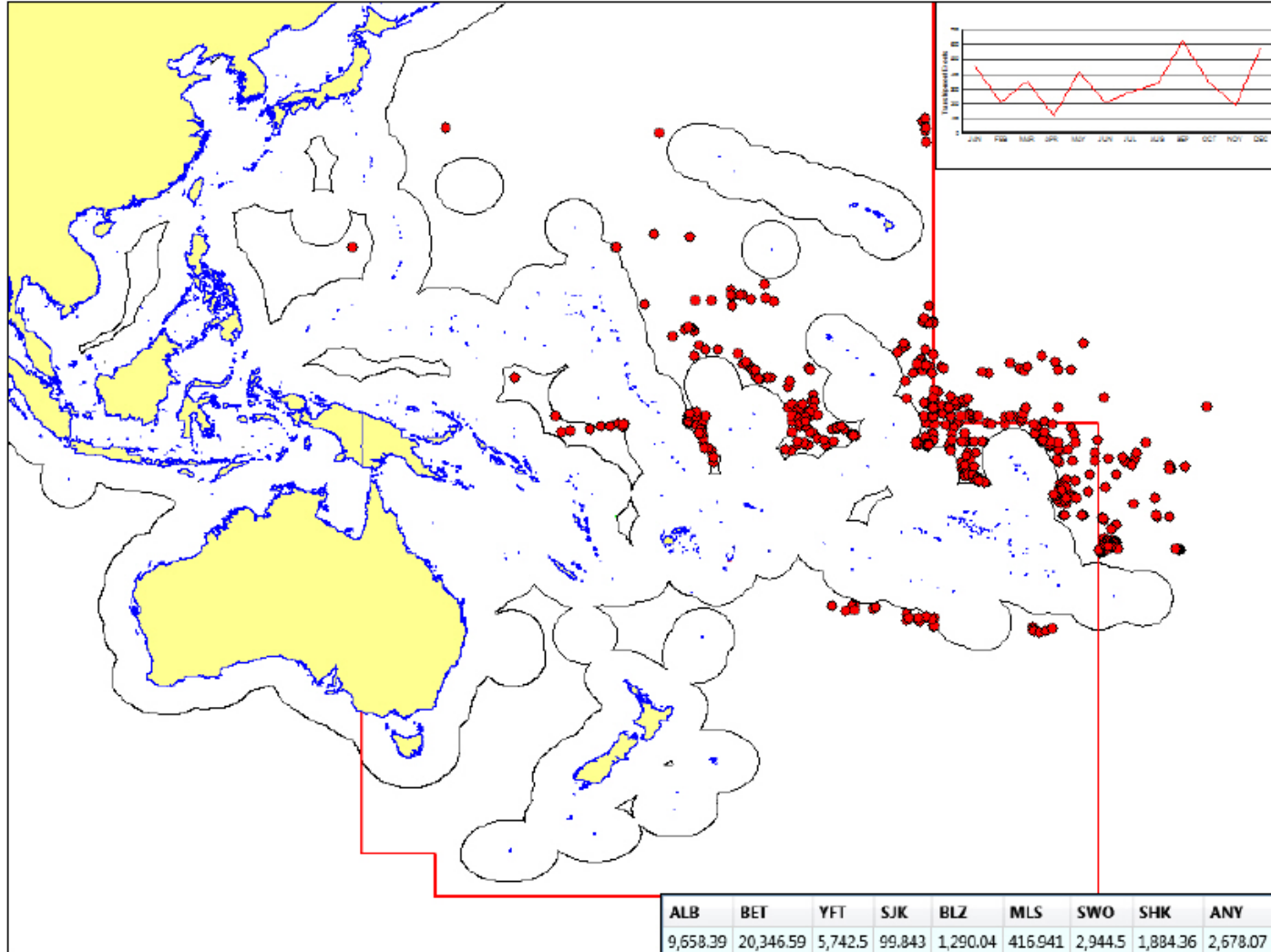


Figure 2. Map plotting positions of transshipments of highly migratory fish stocks for 2014, based on reports to WCPFC under CMM 2009-06 paragraph 35 a iv). The graph at top right shows the number of transshipments by month, and the tables at bottom right show the total annual quantities (Mt) of highly migratory fish stocks by species or grouped. [BLZ = BUM] (from TCC11-2015-RP03).

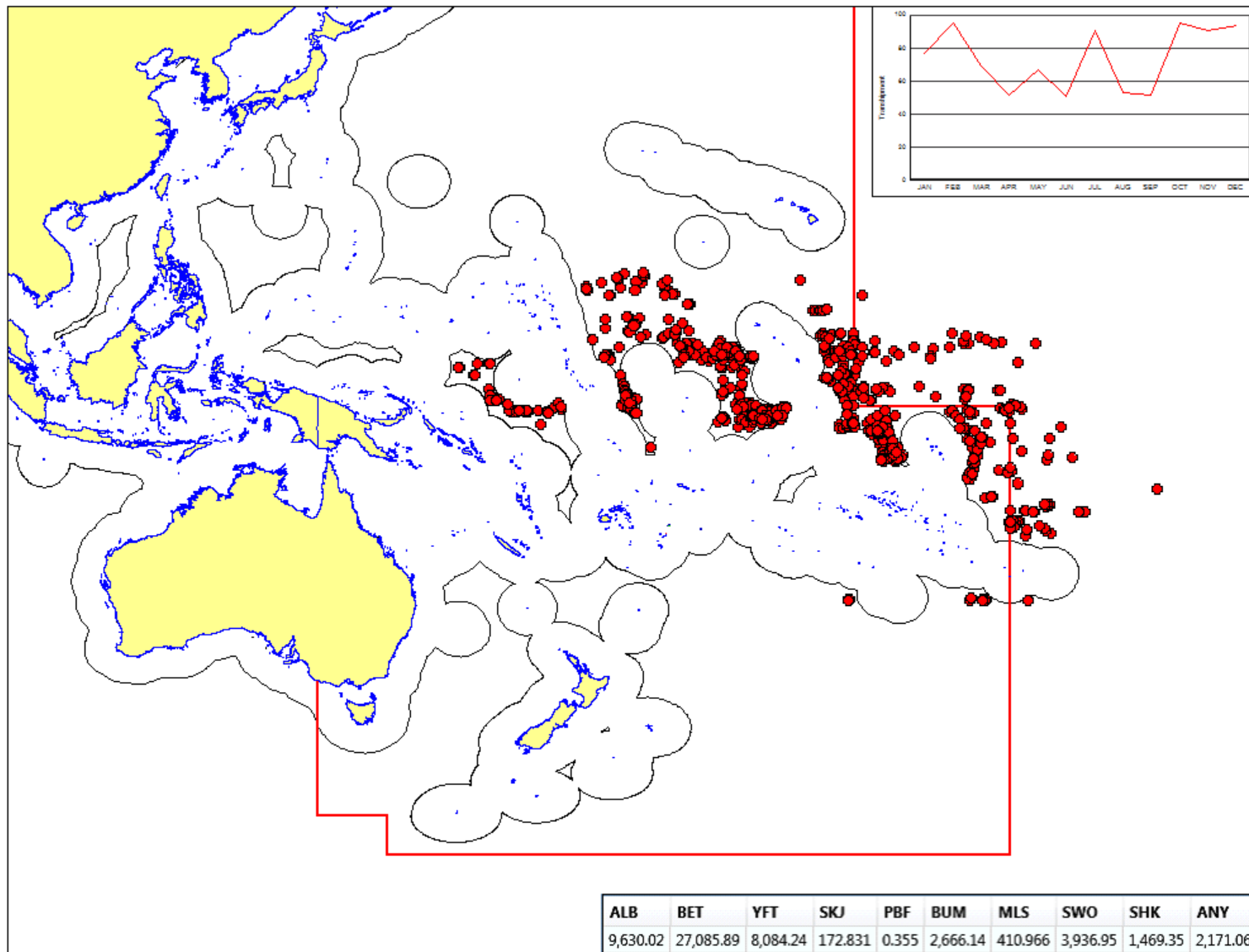


Figure 3. Map plotting positions of transshipments of highly migratory fish stocks for 2015, based on reports to WCPFC under CMM 2009-06 paragraph 35 a iv). The graph at top right shows the number of transshipments by month, and the tables at bottom right show the total annual quantities (Mt) of highly migratory fish stocks by species or grouped as at 31 August 2016, may not include CCMs updates provided as part of dCMR.

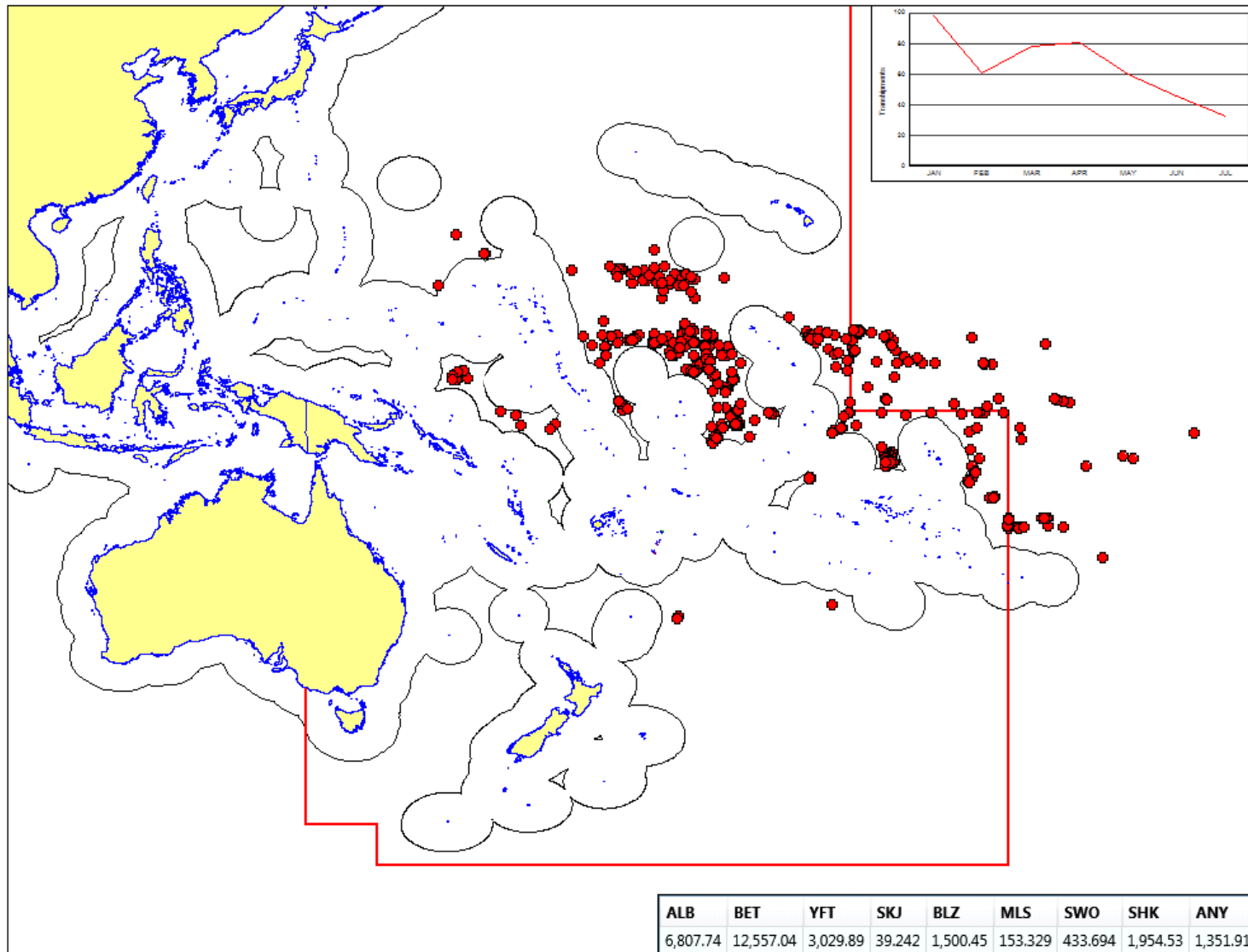


Figure 4. Map plotting positions of transshipments of highly migratory fish stocks from 1 January – 31 July 2016, based on reports to WCPFC under CMM 2009-06 paragraph 35 a iv). The graph at top right shows the number of transshipments by month, and the tables at bottom right show the total annual quantities (Mt) of highly migratory fish stocks by species or grouped. . [BLZ = BUM] as at 31 August 2016.

Annex 1: Summary of CCMs responses in Annual Report Part 2

	<i>from Annual Report Part 2</i>	
	CCM answer in AR Pt 2 when asked whether has been implemented (choice of Yes/No/N/A)	Summary of further information provided by CCM in AR Pt 2
CMM 2009-06 11 (Annual report on all transshipment activities covered by this Measure (including transshipment activities that occur in ports or EEZs) in accordance with the specified guidelines (Annex II))	20 Yes	All refer to Annual Report Part 1
	16 N/A	No flagged vessels fished in 2015/Had flagged vessels in 2015 but none were authorized or did tranship in high seas in 2015.
	1 no response	
CMM 2009-06 13 (CCM shall ensure that vessels they are responsible for carry observers from the WCPFC ROP to observe transshipments at sea)	6 Yes	Implemented through national legislation/regulation/license terms and conditions / No flagged vessels transshipped in 2015.
	21 N/A	No flagged vessels fished in 2015/Had flagged vessels in 2015 but none were authorized or did tranship in high seas in 2015.
	1 NO	Detail provided related to capability to observe transshipment activities occurring within national waters
	1 no response	
CMM 2009-06 29 (only authorize those purse seine vessels that that have received an exemption by the Commission to engage in transshipment outside of port. Where applicable, flag CCM authorisation should be vessel-specific and address any specific conditions identified by the Commission.)	10 Yes	Implemented through national legislation/regulation/license terms and conditions
	26 N/A	No flagged purse seiners fished in 2015/Had flagged purse seine vessels in 2015 but none were granted an exemption to tranship outside of port.
	1 no response	
CMM 2009-06 34 35(ii) (Ban on high seas transshipment, unless a CCM has determined impracticability in accordance with para 37 guidelines, and has advised the Commission of such.)	15 Yes	Either fully implemented or law/regulation that prohibits at sea transshipment.
	21 N/A	No flagged vessels fished in 2015/Had flagged vessels in 2015 but none were authorized or did tranship in high seas in 2015.
	1 no response	
CMM 2009-06 35 a(iii) a (iv) (reporting prior to high seas transshipment and)	12 Yes	Required reports submitted to the Secretariat or activities were not allowed
	23 N/A	No flagged vessels fished in 2015/Had flagged vessels in 2015 but none were authorized or did tranship in high seas in 2015.
	1 NO	A few instances where required reports were not submitted on time
	1 no response	

Annex 2A: Summary of CCM reporting of 2015 number of annual transshipments events as reported in Annual Report Part 1 2016 covering 2015 calendar year ⁶ based on reports submitted to WCPFC as at 1 September 2016. Note may not include CCM replies in 2016 through dCMR.

Reporting CCM	Vessel type	Number of transshipments by location of catches		Total	Number of transshipments by location of transshipment				
		Catches in WCPFC area	Catches outside of WCPFC area		WCPFC: In port	WCPFC: EEZ	WCPFC: high seas	Outside WCPFC: in port	Outside WCPFC: at sea
Japan	Carrier	0	0	0	0	0	0	0	0
Korea	Carrier				135	17	63	0	24
China	LL			234 (+36)	2	34			
Fiji	LL	28		28	28				
Indonesia	LL								
Japan	LL	27	4	31	0		20		11
Korea	LL	95	28	123	15	17	63	0	28
Chinese Taipei	LL				406		185		27
Tuvalu	LL								
Vanuatu		501	119		52	78	379	6	
El Salvador	PS	6	4	6	6				
FSM	PS	66		66	66				
Korea	PS	265	0	265	265	0	0	0	0
New Zealand	PS	3		3	3				
RMI	PS	126		126	126				
Chinese Taipei	PS				257				
Tuvalu	PS								
USA	PS	257	6	263	263				

⁶ Includes data from Annual Report Part 1 2016 transshipment reports where the reported information fit into the above template. Some CCMs including those not listed above may have provided a partial report in Annual Report Part 1 2016, but this was not able to be included in the above table owing to data gaps, designation of confidential data or the use of a format that doesn't transfer easily into the above template (eg gear types were combined or not specified).

Annex 2B: Summary of CCM reporting of 2015 quantity of annual transshipments offloaded from longline vessels as reported in Annual Report Part 1 2016 covering 2015 calendar year ⁷ based on reports submitted to WCPFC as at 1 September 2016. Note may not include CCM replies in 2016 through dCMR.

Reporting CCM	Vessel type		Quantity of transshipments by location of catches (Mt)		total	Quantity of transshipments by location of transshipment (Mt)				
			Catches in WCPFC area	Catches outside of WCPFC area		WCPFC: In port	WCPFC: EEZ	WCPFC: high seas	Outside WCPFC: in port	Outside WCPFC : at sea
China	LL				18451.1					
Fiji	LL	ALB	1.82		1.82	1.82				
Korea	LL	ALB	587.639	69.461	657.100	93.953	111.859	379.452	0	76.264
Chinese Taipei		ALB	8289	152	8441	6423		1547		77
Tuvalu	LLb	ALB	72.3863			72.3863				
Tvualu	LLa	ALB	44.394			44.394				
Fiji	LL	BET	96.28		96.28	96.28				
Japan	LL	BET	752	267	1019	0		736		283
Korea	LL	BET	6076.704	2953.891	9030.595	1052.984	1058.464	4299.702	0	2813.32
Chinese Taipei		BET	11909	32	11941	5747		5891		303
Tuvalu	LLb	BET	77.7774			77.7774				
Tvualu	LLa	BET	134.127			134.127				
Vanuatu	LL					25795.9	3750.4	24.824.4		
Chinese Taipei		BUM	1786	3	1789	704		1041		44
Korea	LL	MLS	26.059	23.309	49.368	3.437	4.073	17.637		25.551
Korea	LL	BUM	903.193	260.871	1164.064	136.043	175.428	602.075		277.111
Chinese Taipei		MLS	210	1	211	77		126		8
Fiji	LL	OTH	2.40		2.40	2.40				
Japan	LL	OTH	311	41	352			257		95

⁷ Includes data from Annual Report Part 1 2015 transshipment reports where the reported information fit into the above template. Some other CCMs not listed above may have provided a partial report in Annual Report Part 1 2015, but this was not able to be included in the above table owing to data gaps, designation of confidential data or the use of a format that doesn't transfer easily into the above template (eg gear types were combined or not specified).

Reporting CCM	Vessel type		Quantity of transshipments by location of catches (Mt)		total	Quantity of transshipments by location of transshipment (Mt)				
			Catches in WCPFC area	Catches outside of WCPFC area		WCPFC: In port	WCPFC: EEZ	WCPFC: high seas	Outside WCPFC: in port	Outside WCPFC : at sea
Korea	LL	OTH	211.523	97.852	309.375	28.286	35.470	160.464		90.934
Chinese Taipei		OTH	4125	19	4144	3292		783		69
Tuvalu	LLb	OTH	25.744			25.744				
Tvualu	LLa	OTH	16.569			16.569				
Korea	LL	SHK	289.316	138.253	427.569	30.861	6.291	258.612		154.566
Korea	LL	SHK Fin	11.305	5.570	16.875	1.134	.204	10.243		5.808
Chinese Taipei		SHK	1371		1371	623		715		33
Korea	LL	SKJ	78.682	16.849	95.531	8.742	1.475	68.391		16.711
Chinese Taipei		SKJ	153411		153411	153409		2		0
Fiji	LL	SWO	1.48		1.48	1.48				
Japan	LL	SWO	247	72	219			191		28
Korea	LL	SWO	361.658	345.097	706.755	47.620	65.039	302.538		320.839
Tuvalu	LLb	SWO	3.1544			3.1544				
Tvualu	LLa	SWO	5.011			5.011				
Fiji	LL	YFT	66.9		66.9	66.9				
Japan	LL	YFT	119	35	154			113		41
Korea	LL	YFT	5064.831	386.089	5450.920	983.382	1011.608	3095.462		388.917
Chinese Taipei	LL	YFT	40682	27	40709	39085		1547		77
Tuvalu	LLb	YFT	76.519			76.519				
Tvualu	LLa	YFT	123.036			123.036				

Annex 2C: Summary of CCM reporting of 2015 quantity of annual transshipments offloaded from purse seine vessels as reported in Annual Report Part 1 2016 covering 2015 calendar year ⁸ based on reports submitted to WCPFC as at 1 September 2016. Note may not include CCM replies in 2016 through dCMR.

Reporting CCM	Vessel type		Quantity of transshipments by location of catches (Mt)		Total (Mt)	Quantity of transshipments by location of transshipment (Mt)				
			Catches in WCPFC area	Catches outside of WCPFC area		WCPFC: In port	WCPFC: EEZ	WCPFC: high seas	Outside WCPFC: in port	Outside WCPFC : at sea
El Salvador	PS	BET			429	429				
Korea	PS	BET	1561.8		1561.8	1561.8				
New Zealand	PS	BET	215		215	215				
RMI	PS	BET	493		493	493				
USA	PS	BET				1.788				
FSM	PS	Mixed	50063		50063	50063				
El Salvador	PS	SKJ			7645	7645				
Korea	PS	SKJ	220368.0		220368.0	220368.0				
New Zealand	PS	SKJ	2277		2277	2277				
RMI	PS	SKJ	71559		71559	71559				
Tuvalu	PS	SKJ	5405			5405				
USA	PS	SKJ				165.520				
El Salvador	PS	YFT			854	854				
Korea	PS	YFT	34591.2		34591.2	34591.2				
New Zealand	PS	YFT	227		227	227				
RMI	PS	YFT	3384		3384	3384				
Tuvalu	PS	YFT	85			85				
USA	PS	YFT				15.084				

⁸ Includes data from Annual Report Part 1 2016 transshipment reports where the reported information fit into the above template. Some other CCMs not listed above may have provided a partial report in Annual Report Part 1 2016, but this was not able to be included in the above table owing to data gaps, designation of confidential data or the use of a format that doesn't transfer easily into the above template (eg gear types were combined or not specified).

Annex 2D: Summary of CCM reporting of 2015 quantity of annual transshipments received by carriers as reported in Annual Report Part 1 2016 covering 2015 calendar year⁹ based on reports submitted to WCPFC as at 1 September 2016. Note may not include CCM replies in 2016 through dCMR.

Reporting CCM	Vessel type		Quantity of transshipments by location of catches (Mt)		total	Quantity of transshipments by location of transshipment (Mt)				
			Catches in WCPFC area	Catches outside of WCPFC area		WCPFC: In port	WCPFC: EEZ	WCPFC: high seas	Outside WCPFC: in port	Outside WCPFC : at sea
Korea	carrier	ALB				134.988	64.771	1438.073		
Korea	carrier	BET				1903.828	773.223	3409.39		
Korea	carrier	BUM				177.812	78.244	395.492		
Korea	carrier	MLS				4.048	4.083	31.273		
Korea	carrier	OTH				28.441	18.472	144.388		
Korea	carrier	SHK				30.861	4.835	144.322		
Korea	carrier	SHK Fin				1.134	0.148	5.575		
Korea	carrier	SKJ				163218.842	0.599	53.166		
Korea	carrier	SWO				60.198	35.571	305.305		
Korea	carrier	YFT				15576.403	651.167	2270.242		
Japan	carrier		0	0	0	0	0	0	0	0

⁹ Includes data from Annual Report Part 1 2016 transshipment reports where the reported information fit into the above template. Some CCMs including those not listed above may have provided a partial report in Annual Report Part 1 2016, but this was not able to be included in the above table owing to data gaps, designation of confidential data or the use of a format that doesn't transfer easily into the above template (eg gear types were combined or not specified).